NORTHFIELD TOWNSHIP BOARD AGENDA
August 15, 2017 - 7:00 PM
8350 Main Street, 2nd Floor

CALL TO ORDER
INVOCATION/PLEDGE
ROLL CALL
CONSENT AGENDA: Department Head Reports, Zoning Administrator and Building Reports, Code Enforcement Report, Minutes
ADOPT BALANCE OF AGENDA
CALL TO THE PUBLIC
BOARD MEMBER CLARIFICATIONS
CORRESPONDENCE AND ANNOUNCEMENTS: Resident Letter

REPORTS/UPDATE

- ZBA Report
- Planning Commission Report
- Parks and Rec Report
- Land Preservation Committee
- Financial/Treasurer's Report
- Supervisor's Report

AGENDA ITEMS

1. TetraTech "SmartRate Study" proposal
2. Fire Truck purchase
3. Temporary Interim Promotion of Sgt. Smith to Interim Lieutenant
4. Hiring of Part-time Police officer
5. Bark Park Lease Amendment
6. Bills

DISCUSSION ITEMS:

1. Agenda Revision – see Supervisor's Report +
2. Meeting Presentation Calendar
3. Boy Scout use of facility/Building Use Agreement +

2nd CALL TO THE PUBLIC
BOARD MEMBER COMMENTS
ADJOURNMENT

* Denotes previous backup; + denotes no backup in package

This notice is posted in compliance with PA 267 of 1976 as amended (Open Meetings Act) MCLA 41.72A (2) (3) and the Americans with Disabilities Act. (ADA) individuals with disabilities requiring auxiliary aids or services should contact the Northfield Township Office, (734-449-2880) seven days in advance.

William E. Wagner, Jr.
Director of Public
Safety/Fire Chief

Northfield Township Public Safety

8350 Main Street, Whitmore Lake, MI 48189
Fire: 734-449-2385 • Fax: 734-449-2521
Police: 734-449-9911 • Fax: 734-449-0511
www.twp.northfield.mi.us

Timothy Greene
Lieutenant
Police Operations

July 2017

Northfield Township Fire Department

Statistical Report

Responses July 2017:	72
Responses July 2016:	46

Fire Calls:	12	
	Structure Fires	1
	Vehicle Fire	1
	Fire Alarms	6
	Outside fire	3
	Smoke investigation	1
Emergency Medical Calls: 30		
	Chest Pain	12
	Difficulty Breathing	2
	Unconscious/Cardiac Arrest	4
	Diabetic/ Seizure	4
	Trauma	3
	CVA	1
	Abdominal pain	1
	Other	3
Motor Vehicle Accidents: 22		
	Injury Crashes	7
	Unknown	15
	Pin In	2

Public Service calls: 8

Electrical issues	2
Fuel Spill	2
Carbon Monoxide Alarm	0
Trees down	0
Water rescue	0
Gas leak	1
Other	3

Mutual Aid Given 3

Salem Twp	Pin In crashes	3

Mutual Aid Received 1

Hamburg Fire structure fire (cancelled)	1

Responses in hamlet area:	31
Responses in rural area:	11
Responses on Highway	27
Responses outside the township:	3
Average response time for the month:	6:28

William Wagner

William E. Wagner, Jr.
Director of Public
Safety/Fire Chief

Northfield Township Public Safety

8350 Main Street, Whitmore Lake, MI 48189
Fire: 734-449-2385 • Fax: 734-449-2521
Police: 734-449-9911 • Fax: 734-449-0511
www.twp.northfield.mi.us

Timothy Greene
Lieutenant
Police Operations

August 2017
Director of Public Safety
Board Communication

1. **Fire department activity for July 2017:** July was a very busy month for the fire department. Was saw a sharp increase in motor vehicle crashes, mainly attributed to the ongoing road construction. We assisted Salem Township on a large field fire and a pin in crash. The other significant call was a boat crash on Whitmore Lake. We assisted the Police Department in retrieving debris from a crash where another boat his several boats and a dock.

2. **Fire Department training for July:** Training activity for July consisted of Fire Officer training for 2 Lieutenants. Rural water supply review and operations. Our technical rescue member participated in building collapse.

3. **Road closures and projects:** Construction is ongoing and progressing. Currently our biggest challenge is the Six Mile bridge and Six Mile culvert replacement.

4. **Community Garden:** The Board needs to have discussion on the Community Garden and the water tank filling issue as mentioned in a previous email.

5. **Non Motorized Path maintenance:** Now that the non-motorized path is complete there is a question as to who will mow the grassy areas along the path. We currently mow the areas by the elementary school by the bridges and periodically mow the areas across from the new Living water church.

NORTHFIELD TOWNSHIP POLICE DEPARTMENT

MONTHLY OPERATIONS REPORT

JULY 2017

JULY 2017 MONTHLY REPORT

Calls For Service	**504**
Arrests	**16**
Mutual Aid Assistance To Other Departments Inside the Township	**8**
Mutual Aid Assistance To Other Departments Outside the Township	**4**
Average Response Time	**5.67**

NOTES & FACTS FROM THE DEPARTMENT

- **DATA:** 72 % of total complaints answered were in the hamlet area and 28 % were handled throughout the rest of the Township.

- **EVENTS OF SIGNIFICANCE**

OWI

On July 31, police were dispatched to a boating accident on Whitmore Lake off East Shore Drive. The boat had fled the scene but had caused significant damage to a dock and parked boat in the area. Officers spoke with witnesses and got a description of the boat. A BOL was issued and Green Oak Police Department located a vehicle pulling the damaged boat a short distance from the boat launch. The driver had suffered some head lacerations and HVA was called to the scene. The driver took a PBT on scene and blew a .13, well above the legal limit. He was then transported to the hospital. Charges are pending at this time.

B&E

On July 29, officers responded to a Breaking & Entering report at a business on North Territorial Rd. The caller reported that someone had entered onto company property and broken into several company vehicles during the night time hours. Some equipment was stolen from vehicles, which were damaged in the process. Officers were able to collect evidence at the scene, which is being processed. This case is under investigation.

OWI

On July 27, an off-duty Livonia Police Dept. officer was following a vehicle that was driving hazardously on Eight Mile Rd. He called the vehicle in to 911 and witnessed the vehicle crash into a tree a short time later on Seven Mile Rd. The driver was pinned in the vehicle. HVA and Fire arrived on scene and extricated the driver and transported him for medical treatment. Officers spoke with the driver, who admitted that he recently drank 6-7 beers and was "drunk". He agreed to a blood test to determine his level of intoxication. Charges are pending at this time for Operating While Intoxicated.

MDOP

On July 5, officers responded to a Malicious Destruction of Property report at a golf course on Six Mile Rd. The complainant reported that sometime during the previous night, an unknown subject went to the secluded part of the golf course and damaged several items on the golf course. The damage totaled $1300. This case is currently under investigation.

POSSESSION OF MARIJUANA

On July 4, officers on routine patrol observed a vehicle with an expired plate on Six Mile Rd. As officers prepared to conduct a traffic stop, they ran the plate, which showed that the registered owner had a warrant out of Livingston County with a bond of almost $14,000 for child support. Officers stopped the vehicle. As they spoke with the driver, they could smell fresh marijuana inside the vehicle. The driver was taken into custody on the warrant. Officers did locate marijuana inside the vehicle, which is pending lab analysis this time.

CLEAR-1018 Verified Offense By Date

Agency: NR

7/1/2017 12:00:00 AM - 7/31/2017 12:00:00 AM

Offense Code	Description	Incident Count
1313	Assault/ Battery/Simple (Incl Domestic and Police Officer	5
2203	B&E - Burglary - Forced Entry - Non-Residence	1
2298	Burglary - Entering Without Permission	1
2605	Fraud - Illegal Use of Credit Card	1
2606	Non-Sufficient Funds Checks	1
2609	Identity Theft	1
2902	Damage to Property - Private Property - MDOP	4
3562	Marijuana -Possess	1
7385	Nuisance Ord - Illegal Dumping	1
8041	Operating Under the Influence of Alcohol / Liquor OWI	2
C2899	Juvenile - All Other	2
C2930	License / Title / Registration	1
C2931	DWLS OPS License Suspended / Revoked	2
C2933	Vehicle Registration - Improper / Expired	3
C2934	Vehicle Insurance - None / Expired	2
C2935	DWLS 2nd OPS License Suspended / Revoked	2
C3020	Misdemeanor Arrest Warrant (Originating Agency)	2
C3050	Misdemeanor Arrest Warrant - Other Jurisdiction	4
C3060	Traffic Arrest Warrant - Other Jurisdiction	1
C3101	Acc, Single Motor Vehicle	2
C3145	Property Damage Traffic Crash PDA	14
C3148	Motor Vehicle - Animal Traffic Crash	2
C3150	Property Damage H&R Traffic Crash	1
C3155	Personal Injury Traffic Crash PIA	2
C3170	Private Property Traffic Crash	2
C3208	Death Investigation - Cause Unknown	1
C3215	Adult Suicide	1
C3217	Attempt Suicide Adult	1
C3235	Injured Person	1
C3250	Mental Health Call	4
C3299	Welfare Check	11
C3310	Family Trouble	3
C3312	Neighborhood Trouble	3
C3318	Found Property	2
C3324	Suspicious Circumstances	17
C3326	Suspicious Vehicles	4
C3328	Suspicious Persons	5
C3330	Assist Other Law Enforcement Agency	2
C3331	Assist Medical	6
C3332	Assist Fire Department	4
C3333	Assist Motorist	9
C3334	Assist Other Govt Agency	1
C3336	Assist Citizen	22
C3337	Assist Citizen - Vehicle Lockout	2
C3345	Accidental Property Damage	1

CLEAR-1018 Verified Offense By Date

Agency: NR

7/1/2017 12:00:00 AM - 7/31/2017 12:00:00 AM

Offense Code	Description	Incident Count
C3351	Civil - Landlord / Tenant	2
C3355	Civil Matter - Other	16
C3445	Watercraft - PDA	1
C3702	Traffic Complaint / Road Hazard	11
C3704	Traffic Complaint / Abandoned Auto	1
C3707	Vehicle Release	1
C3708	Traffic Complaint / Private Impound	2
C3712	Traffic Complaint / MOPED Complaint	1
C3799	Miscellaneous Traffic Complaint	3
C3803	Animal Barking Dog	3
C3804	Animal Complaint	9
C3999	Alarms All Other	1
C4041	Speeding Citation	32
C4105	Equipment Citation	4
C4199	Other Non-Hazardous Citation	1
C4222	Parking - Aband Motor Vehicle	1
C4313	Veh Reg Impr/Expired Citation	1
C4314	Veh Ins None/Expired Citation	1
L3501	911 Hang Up - NR	3
L3502	Follow Up - NR	2
L3503	Opened in Error - NR	1
L3504	PBT Station - NR	27
L3505	Fireworks No Report - NR	17
L3506	Shots Fired - NR	3
L3507	Fingerprints - NR	6
L3508	Ticket Sign Off - NR	2
L3509	Loud Party - NR	1
L3510	Loud Music - NR	1
L3517	Solicitor - NR	1
L3518	Vehicle Repossession - NR	1
L3520	Dumping Complaint - NR	1
L3526	False Alarm - NR	14
L3535	GUN Permit, Applications, CCW Permits - NR	23
L3537	Other / Unknown / Misc - NR	1
L3542	BOL - NR	15
L3546	Trespass Notice Served - NR	3
L3550	Speed Sign Detail - NR	4
L3551	Sex Offender Registration/Verification - NR	2
L3552	Traffic Stop - NR	67
L3557	Check Person - NR	2
L3568	Local Records Check - NR	2
L3569	Assist Other Police Agency - Inside Northfield - NR	8
L3570	Assist Other Police Agency - Outside Northfield - NR	4
L3571	Disorderly Person - NR	9
L3597	Non Terminal - NR	27

CLEAR-1018 Verified Offense By Date
Agency: NR
7/1/2017 12:00:00 AM - 7/31/2017 12:00:00 AM

Offense Code	Description		Incident Count
L4598	Information - NR		1
L4599	Misc Non-Criminal - NR		1
L6012	Traffic Direction / Control / Problem - NR		1
L6501	Property Check/Directed Patrol/Vac Watch - NR		3
		Sum:	504

Report CLEAR-008 Summary of Offenses
All Offenses that were Attempted or Completed
For the Month of July

	Classification	Jul/2017	Jul/2016	% Change
09001	MURDER/NONNEGLIGENT MANSLAUGHTER (VOLUNTARY)	0	0	-
09002	NEGLIGENT HOMICIDE/MANSLAUGHTER (INVOLUNTARY)	0	0	-
09004	JUSTIFIABLE HOMICIDE	0	0	-
09005	DEATH INVOLVING USE OF FORCE BY LAW ENFORCEMENT	0	0	-
09006	IN-CUSTODY DEATH	0	0	-
10001	KIDNAPPING/ABDUCTION	0	0	-
10002	PARENTAL KIDNAPPING	0	0	-
11001	SEXUAL PENETRATION PENIS/VAGINA -CSC IST DEGREE	0	0	-
11002	SEXUAL PENETRATION PENIS/VAGINA -CSC 3RD DEGREE	0	0	-
11003	SEXUAL PENETRATION ORAL/ANAL -CSC IST DEGREE	0	0	-
11004	SEXUAL PENETRATION ORAL/ANAL -CSC 3RD DEGREE	0	0	-
11005	SEXUAL PENETRATION OBJECT -CSC IST DEGREE	0	0	-
11006	SEXUAL PENETRATION OBJECT -CSC 3RD DEGREE	0	0	-
11007	SEXUAL CONTACT FORCIBLE -CSC 2ND DEGREE	0	0	-
11008	SEXUAL CONTACT FORCIBLE -CSC 4TH DEGREE	0	0	-
12000	ROBBERY	0	0	-
13001	NONAGGRAVATED ASSAULT	5	2	150.0%
13002	AGGRAVATED/FELONIOUS ASSAULT	0	2	-100.0%
13003	INTIMIDATION/STALKING	0	0	-
20000	ARSON	0	0	-
21000	EXTORTION	0	0	-
22001	BURGLARY -FORCED ENTRY	1	1	0%
22002	BURGLARY -ENTRY WITHOUT FORCE (Intent to Commit)	0	0	-
23001	LARCENY -POCKETPICKING	0	0	-
23002	LARCENY -PURSESNATCHING	0	0	-
23003	LARCENY -THEFT FROM BUILDING	0	1	-100.0%
23004	LARCENY -THEFT FROM COIN-OPERATED MACHINE/DEVICE	0	0	-
23005	LARCENY -THEFT FROM MOTOR VEHICLE	0	4	-100.0%
23006	LARCENY -THEFT OF MOTOR VEHICLE PARTS/ACCESSORIES	0	0	-
23007	LARCENY -OTHER	0	2	-100.0%
24001	MOTOR VEHICLE THEFT	0	2	-100.0%
24002	MOTOR VEHICLE, AS STOLEN PROPERTY	0	0	-
24003	MOTOR VEHICLE FRAUD	0	0	-
25000	FORGERY/COUNTERFEITING	0	0	-
26001	FRAUD -FALSE PRETENSE/SWINDLE/CONFIDENCE GAME	1	2	-50.0%
26002	FRAUD -CREDIT CARD/AUTOMATIC TELLER MACHINE	1	0	-
26003	FRAUD -IMPERSONATION	0	0	-
26004	FRAUD -WELFARE FRAUD	0	0	-
26005	FRAUD -WIRE FRAUD	0	0	-
26007	FRAUD - IDENTITY THEFT	0	3	-100.0%
26008	FRAUD - HACKING/COMPUTER INVASION	0	0	-
27000	EMBEZZLEMENT	0	0	-

Report CLEAR-008 Summary of Offenses
All Offenses that were Attempted or Completed
For the Month of July

	Classification	Jul/2017	Jul/2016	% Change
28000	STOLEN PROPERTY	0	0	-
29000	DAMAGE TO PROPERTY	4	5	-20.0%
30001	RETAIL FRAUD -MISREPRESENTATION	0	0	-
30002	RETAIL FRAUD -THEFT	0	1	-100.0%
30003	RETAIL FRAUD -REFUND/EXCHANGE	0	0	-
30004	ORGANIZED RETAIL FRAUD	0	0	-
35001	VIOLATION OF CONTROLLED SUBSTANCE ACT	1	1	0%
35002	NARCOTIC EQUIPMENT VIOLATIONS	0	0	-
36001	SEXUAL PENETRATION NONFORCIBLE -BLOOD/AFFINITY	0	0	-
36002	SEXUAL PENETRATION NONFORCIBLE -OTHER	0	0	-
37000	OBSCENITY	0	0	-
39001	GAMBLING- BETTING/WAGERING	0	0	-
39002	GAMBLING- OPERATING/PROMOTING/ASSISTING	0	0	-
39003	GAMBLING -EQUIPMENT VIOLATIONS	0	0	-
39004	GAMBLING -SPORTS TAMPERING	0	0	-
40001	COMMERCIALIZED SEX -PROSTITUTION	0	0	-
40002	COMMERCIALIZED SEX -ASSISTING/PROMOTING PROSTITUTION	0	0	-
40003	HUMAN TRAFFICKING - PURCHASING PROSTITUTION	0	0	-
51000	BRIBERY	0	0	-
52001	WEAPONS OFFENSE- CONCEALED	0	0	-
52002	WEAPONS OFFENSE -EXPLOSIVES	0	0	-
52003	WEAPONS OFFENSE -OTHER	0	0	-
64001	HUMAN TRAFFICKING - COMMERCIAL SEX ACTS	0	0	-
64002	HUMAN TRAFFICKING - INVOLUNTARY SERVITUDE	0	0	-
72000	ANIMAL CRUELTY	0	0	-
Total for Group A		**13**	**26**	**-50.0%**
01000	SOVEREIGNTY	0	0	-
02000	MILITARY	0	0	-
03000	IMMIGRATION	0	0	-
09003	NEGLIGENT HOMICIDE -VEHICLE/BOAT	0	0	-
14000	ABORTION	0	0	-
22003	BURGLARY - UNLAWFUL ENTRY (NO INTENT)	1	0	-
22004	POSSESSION OF BURGLARY TOOLS	0	0	-
26006	FRAUD -BAD CHECKS	1	2	-50.0%
36003	PEEPING TOM	0	0	-
36004	SEX OFFENSE -OTHER	0	1	-100.0%
38001	FAMILY -ABUSE/NEGLECT NONVIOLENT	0	1	-100.0%
38002	FAMILY -NONSUPPORT	0	0	-
38003	FAMILY -OTHER	0	0	-
41001	LIQUOR LICENSE -ESTABLISHMENT	0	0	-
41002	LIQUOR VIOLATIONS -OTHER	0	1	-100.0%
42000	DRUNKENNESS	0	0	-

Report CLEAR-008 Summary of Offenses
All Offenses that were Attempted or Completed
For the Month of July

	Classification	Jul/2017	Jul/2016	% Change
48000	OBSTRUCTING POLICE	0	1	-100.0%
49000	ESCAPE/FLIGHT	0	1	-100.0%
50000	OBSTRUCTING JUSTICE	0	1	-100.0%
53001	DISORDERLY CONDUCT	0	0	-
53002	PUBLIC PEACE -OTHER	0	0	-
54001	HIT and RUN MOTOR VEHICLE ACCIDENT	0	0	-
54002	OPERATING UNDER THE INFLUENCE OF LIQUOR OR DRUGS	2	2	0%
55000	HEALTH AND SAFETY	0	2	-100.0%
56000	CIVIL RIGHTS	0	0	-
57001	TRESPASS	1	0	-
57002	INVASION OF PRIVACY -OTHER	0	0	-
58000	SMUGGLING	0	0	-
59000	ELECTION LAWS	0	0	-
60000	ANTITRUST	0	0	-
61000	TAX/REVENUE	0	0	-
62000	CONSERVATION	1	0	-
63000	VAGRANCY	0	0	-
70000	JUVENILE RUNAWAY	0	0	-
73000	MISCELLANEOUS CRIMINAL OFFENSE	1	0	-
75000	SOLICITATION	0	0	-
77000	CONSPIRACY (ALL CRIMES)	0	0	-
Total for Group B		**7**	**12**	**-41.7%**
2800	JUVENILE OFFENSES AND COMPLAINTS	2	3	-33.3%
2900	TRAFFIC OFFENSES	11	8	37.5%
3000	WARRANTS	7	8	-12.5%
3100	TRAFFIC CRASHES	23	18	27.8%
3200	SICK / INJURY COMPLAINT	19	3	533.3%
3300	MISCELLANEOUS COMPLAINTS	99	100	-1.0%
3400	WATERCRAFT COMPLAINTS / ACCIDENTS	1	3	-66.7%
3500	NON-CRIMINAL COMPLAINTS	245	172	42.4%
3600	SNOWMOBILE COMPLAINTS / ACCIDENTS	0	0	-
3700	MISCELLANEOUS TRAFFIC COMPLAINTS	19	25	-24.0%
3800	ANIMAL COMPLAINTS	12	8	50.0%
3900	ALARMS	1	1	0%
Total for Group C		**439**	**349**	**25.8%**
2700	LOCAL ORDINANCES - GENERIC	0	0	-
4000	HAZARDOUS TRAFFIC CITATIONS / WARNINGS	32	23	39.1%
4100	NON-HAZARDOUS TRAFFIC CITATIONS / WARNINGS	5	2	150.0%
4200	PARKING CITATIONS	1	0	-
4300	LICENSE / TITLE / REGISTRATION CITATIONS	2	2	0%
4400	WATERCRAFT CITATIONS	0	0	-
4500	MISCELLANEOUS A THROUGH UUUU	2	6	-66.7%

Report CLEAR-008 Summary of Offenses
All Offenses that were Attempted or Completed
For the Month of July

Agency: Northfield Township Police Department
ORI: MI8196400

	Classification	Jul/2017	Jul/2016	% Change
4600	LIQUOR CITATIONS / SUMMONS	0	0	-
4700	COMMERCIAL VEHICLE CITATIONS	0	0	-
4800	LOCAL ORDINANCE WARNINGS	0	0	-
4900	TRAFFIC WARNINGS	0	1	-100.0%
Total for Group D		**42**	**34**	**23.5%**
5000	FIRE CLASSIFICATIONS	0	0	-
5100	18A STATE CODE FIRE CLASSIFICATIONS	0	1	-100.0%
Total for Group E			**1**	**-100.0%**
6000	MISCELLANEOUS ACTIVITIES (6000)	1	2	-50.0%
6100	MISCELLANEOUS ACTIVITIES (6100)	0	0	-
6200	ARREST ASSIST	0	0	-
6300	CANINE ACTIVITIES	0	0	-
6500	CRIME PREVENTION ACTIVITIES	3	2	50.0%
6600	COURT / WARRANT ACTIVITIES	0	0	-
6700	INVESTIGATIVE ACTIVITIES	0	1	-100.0%
Total for Group F		**4**	**5**	**-20.0%**
Total for All Groups		**505**	**427**	**18.3%**

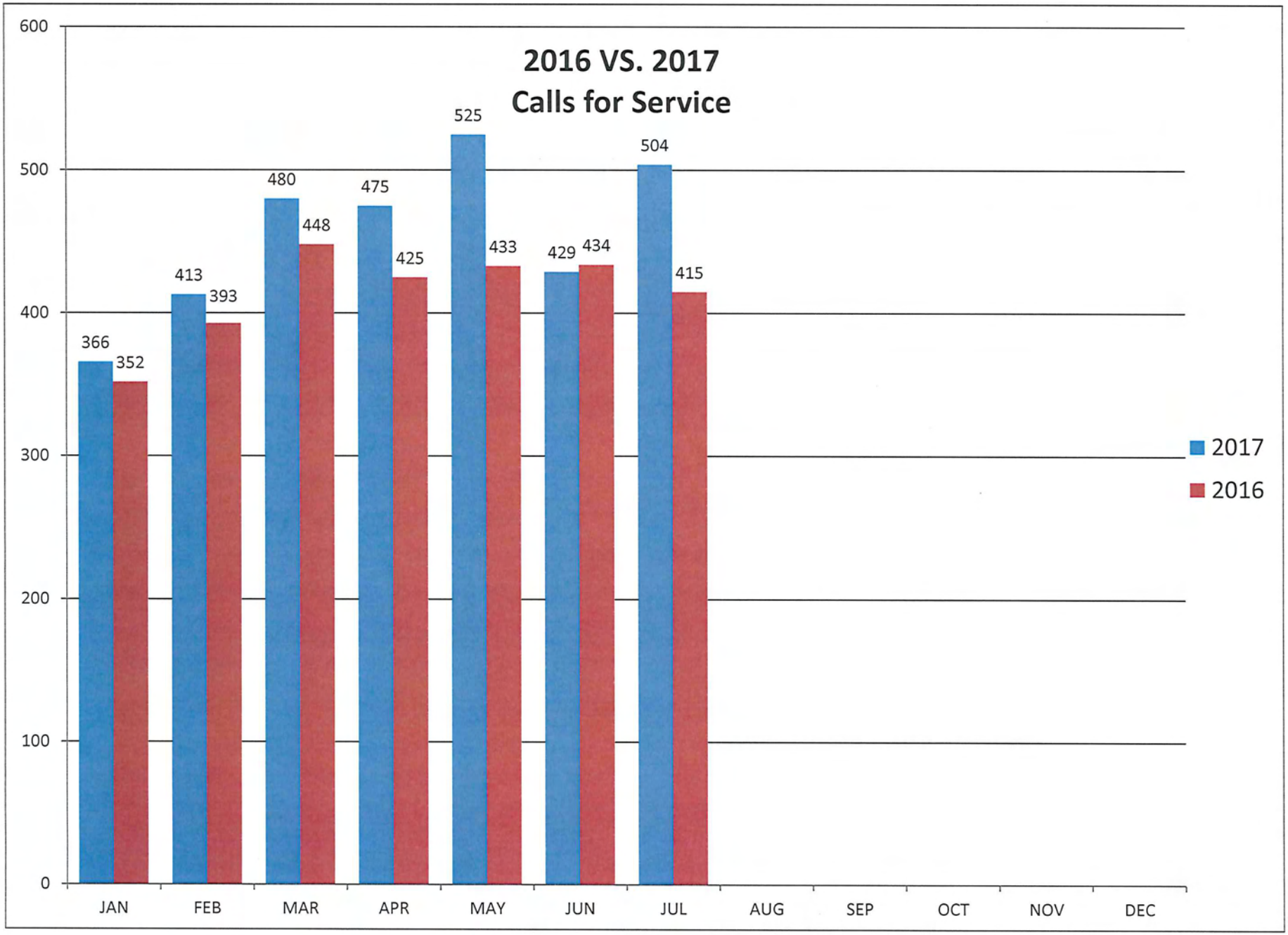
2016 VS. 2017
Calls for Service
600
500
400
300
200
100
0
366
352
413
393
480
448
475
425
525
433
429
434
504
415
JAN
FEB
MAR
APR
MAY
JUN
JUL
AUG
SEP
OCT
NOV
DEC
2017
2016

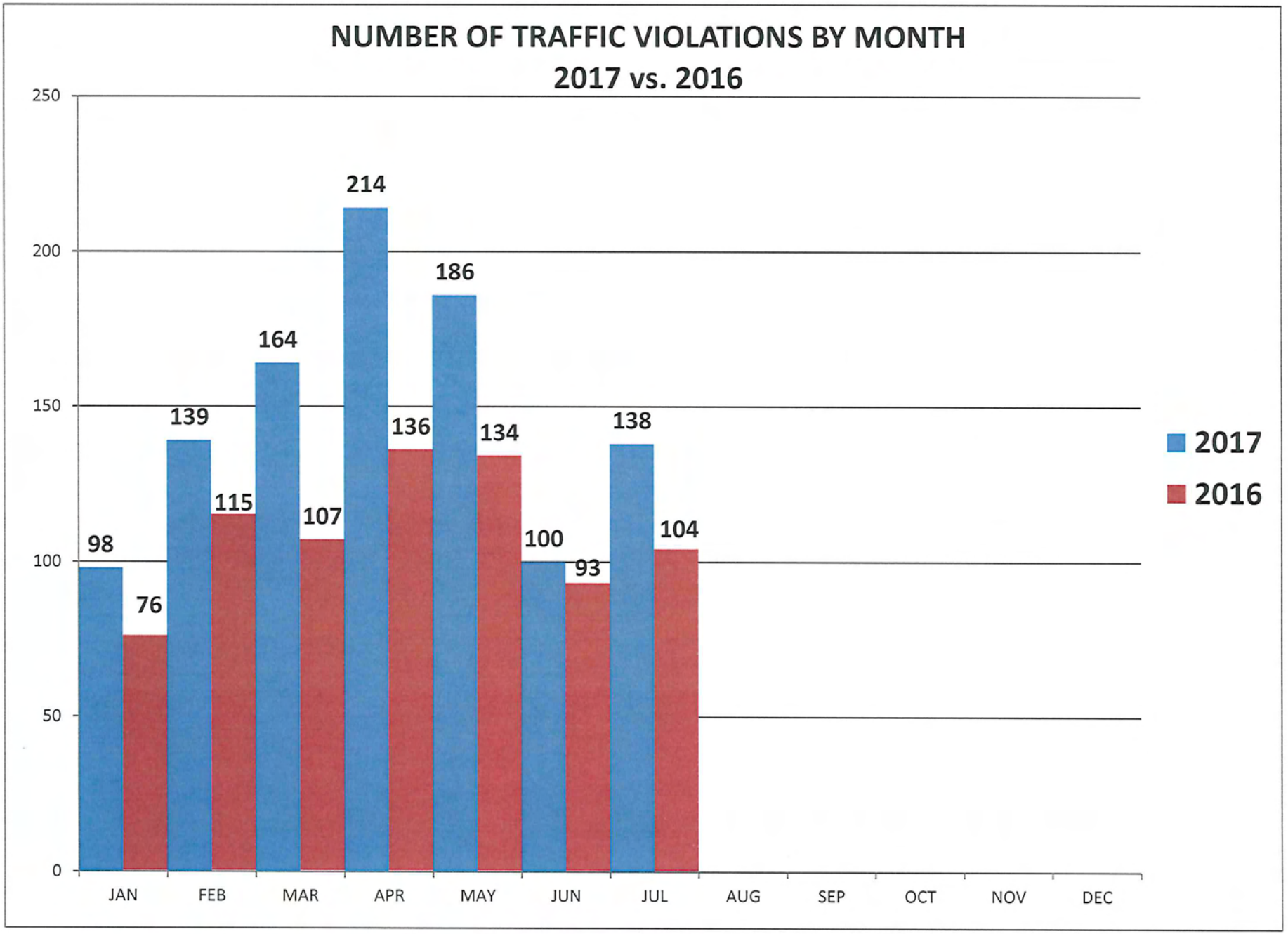
NUMBER OF TRAFFIC VIOLATIONS BY MONTH
2017 vs. 2016
250
200
150
100
50
0
98
76
139
115
164
107
214
136
186
134
100
93
138
104
JAN
FEB
MAR
APR
MAY
JUN
JUL
AUG
SEP
OCT
NOV
DEC
2017
2016

TRAFFIC VIOLATIONS SUMMARY

JANUARY 1, 2017 THROUGH DECEMBER 31, 2017													
2017	JAN	FEB	MAR	APR	MAY	JUN	JUL	AUG	SEP	OCT	NOV	DEC	YTD
Speed	25	25	31	65	42	16	33						237
Hazardous	11	10	10	8	17	5	2						63
Non-Hazardous	30	14	25	37	30	24	30						190
Parking	0	0	0	0	0	0	0						0
Warning	32	87	94	99	97	54	67						530
Waiveable Viol. Issued	0	3	4	5	0	1	6						19
TOTAL	98	139	164	214	186	100	138						1039

			JANUARY 1, 2016 THROUGH DECEMBER 31, 2016										
2016	JAN	FEB	MAR	APR	MAY	JUN	JUL	AUG	SEP	OCT	NOV	DEC	YTD
Speed	12	33	34	41	22	23	25						190
Hazardous	8	7	11	7	9	5	8						55
Non-Hazardous	11	8	15	11	18	9	10						82
Parking	0	0	0	0	0	0	0						0
Warning	37	59	31	64	70	52	52						365
Waiveable	8	8	16	13	15	4	9						73
TOTAL	76	115	107	136	134	93	104						765

Note: Waiveable citations are: Defective Equipment; No Operator's License on Person and No Registration

	JAN	FEB	MAR	APR	MAY	JUN	JUL	AUG	SEP	OCT	NOV	DEC	
2017	98	139	164	214	186	100	138						1039
2016	76	115	107	136	134	93	104						765

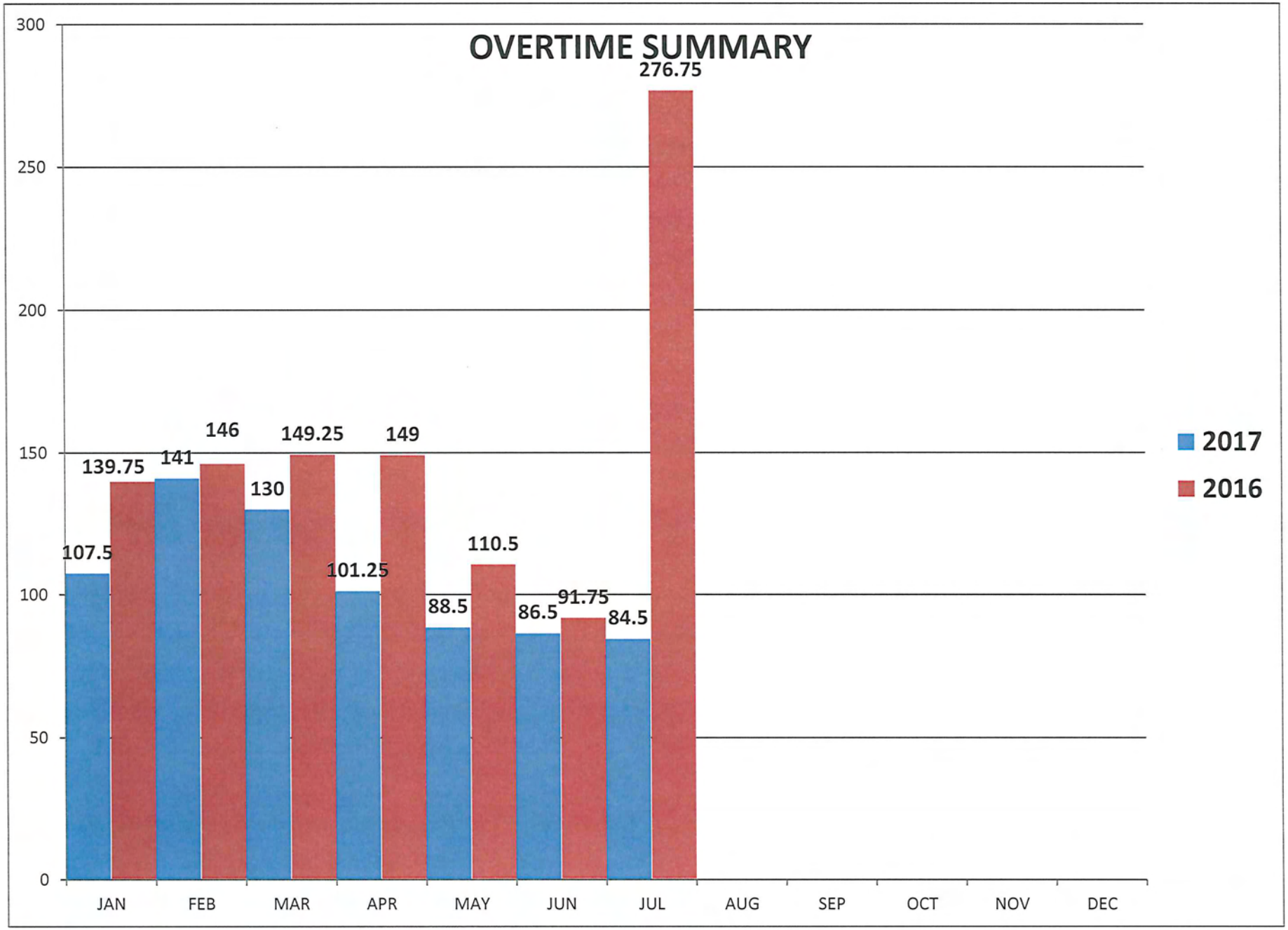
OVERTIME SUMMARY
300
250
200
150
100
50
0
JAN
FEB
MAR
APR
MAY
JUN
JUL
AUG
SEP
OCT
NOV
DEC
107.5
139.75
141
146
130
149.25
101.25
149
88.5
110.5
86.5
91.75
84.5
276.75
2017
2016

OVERTIME SUMMARY

OVERTIME BY TYPE													
2017	JAN	FEB	MAR	APR	MAY	JUN	JUL	AUG	SEP	OCT	NOV	DEC	YTD
Court	26	12	3	6	0	1	15						63
Complaint Investigation	14	0	1	6	14.5	26.25	12.5						74.25
Report Writing	1.5	5	0	1	0	0	0						7.5
Training	24	0	57	0	0	0	0						81
Short Shift	40	57	69	59.25	20	26.25	21.5						293
Administrative	0	0	0	0	0	0	0						0
Special Detail	0	0	0	1	0	33	35.5						69.5
Holiday	2	67	0	28	54	0	0						151
TOTAL	107.5	141	130	101.25	88.5	86.5	84.5						739.25

2016 VS. 2017													
	JAN	FEB	MAR	APR	MAY	JUN	JUL	AUG	SEP	OCT	NOV	DEC	YTD
2017 - TOTAL	107.5	141	130	101.25	88.5	86.5	84.5						739.25
2016 - TOTAL	139.75	146	149.25	149	110.5	91.75	276.75						1063

EMPLOYEE TIME OFF

2017	JAN	FEB	MAR	APR	MAY	JUN	JUL	AUG	SEP	OCT	NOV	DEC	YTD
Sick	8	8	28	58	0	0	0						102
Comp	4.75	23	42.5	44.75	71.25	21	66.25						273.5
Vacation	36	24	24	10	0	0	97.25						191.25
Holiday	20	0	0	0	10	0	0						30
PTO	73.5	105.5	37	153	212.5	175.25	176						932.75
Other	176	200	184	160	184	176	172						1252
TOTAL	318.25	360.5	315.5	425.75	477.75	372.25	511.5						2781.5

**Other - Admin Leave during this Month

JAMES E. COX
NORTHFIELD TOWNSHIP
WATER POLLUTION CONTROL FACILITY
11500 LEMEN ROAD WHITMORE LAKE MICHIGAN
PHONE 734-449-4159

To: Northfield Township Board of Trustees

From: Dan Willis Wastewater Treatment Plant Superintendent

Date: July 2017

Subject: Monthly Report

July 8 Alarm at Lake Pointe grinder pump station, replaced pump # 2 with a pump from Hamburg Twp. They are rebuilding our pump and we will exchange it when it is done

July 11 High level alarm at East Shore # 1 pump station. An electrical problem with the scada system, UIS was called and resolved the problem.

July 11 The miss dig system called with an emergency gas leak and the sewer marked after hours

July 14 The sand filters were chlorinated to remove a growth that attaches to the filter plates.

July 17 Plugged sewer call at 11290 Main St. The homeowners sump pump was plugged resulting in water recirculating into the drains. The sump was hooked to the sewer, homeowner was advised that the sump had to be removed from the sewer.

July 24 New AC unit installed and working great.

July 24 Reinstalled the grinder pump on Lake Pointe after being rebuilt from Hamburg Twp and returned the loaner pump.

July 24 Read Qrt water readings and conducted a count of trailers in park for sewer billing

July 26 Rebuilt a pump in the Main St. pump station, including new motor, pump and wear plate. This took 2 men 2 days.

July 28 Call back, power fails system wide.

July 29 Lost all water pressure at the plant due to a power problem at the Prison which provides water to the plant. Water was restored later in the day

July 31 Met with Tawn Beliger and Planner at new township park to go over proposed trails

July 2016 Daily Average Flow	**.639 MGD**
July 2017 Daily Average Flow	**.679 MGD**
Maximum May Daily Flow 2016	**.780 MGD**
Maximum May Daily Flow 2017	**.800 MGD**
Minimum May Daily Flow 2016	**.523 MGD**
Minimum May Daily Flow 2017	**.564 MGD**
6 – Month Average Flow	**.886 MGD**
12 – Month Average Flow	**.776 MGD**
Total Gallons Treated July 2016	**20.830 MG**
Total Gallons Treated July 2017	**21.744 MG**
Rainfall (inches) July 2016	**5.55**

Rainfall (inches) July 2017	**4.00**
Connections / Tap-ins' to system	**1 – 980 Seven Mile Rd.**
Miss Dig Staking's	**8**
Overtime hours for the month	**49 hrs**

Northfield Township Community Center
Monthly Report
July 2017
Tami Averill, Director

I. July Overview

The Senior Nutrition program continues to run smoothly. We have 99 registered seniors, with 10 to 16 attending on a daily basis in June. Lunches are served on Mondays, Wednesdays and Fridays at 12:15p.m.

THANK YOU to our Senior Lunch Volunteers – Ann Brindle, Louisa DeFilippi, Linda Hartley, Ernestine Hogston, Alyssa Jones, Betty Jones, Kristina Kelley, Debbie Leibert, Christine Miles, Karen Neigebauer, Donn Sleek, Chuck Steuer, Ann Thompson, and Curtis Ward. They always do a great job!

A equally big THANK YOU to our volunteers – Angela Brown, Denise Creque, Peggy Friscia, Ruth Hague, Linda Hartley, Cindy Hogston, Ernestine Hogston, Betty Jones, Alyssa Jones, Kristina Kelley, Phyllis Lindblade, Donn Sleek, Ann Thompson, Curtis Ward, - for the work they contributed in July. Their hard work is always appreciated.

I attended a Senior Nutrition Program Training Class on July 14. I also have been meeting with Sr. Nutrition Program Specialists as we work our way through the red tape of getting the Meals on Wheels portion of the lunch program going. We are making progress!

Program planning is ongoing. Preparations continued for the fall health fair, a craft show, traditional holiday events, and some new program and event ideas.

I continue to attend and keep minutes for the Parks & Recreation Board meetings. There was no meeting in July.

I also continue to stay busy each day assisting patrons with a variety of issues, questions and concerns. It keeps my days interesting and enjoyable. It has been suggested that I start putting out a sign-in sheet to help me track the additional people that frequent the Center beyond classes and programs. I will begin implementing that soon.

II. Program Evaluation

a. On-Going Services

Lisa Abrams continues to offer reflexology sessions and therapeutic foot baths on Tuesday and Thursday afternoons and Wednesday evenings. She had no clients this month, but will be offering a Reflexology class on Aug. 17 for National Love My Feet Day.

Dr. Anthony Mastrogiacomo from South Lyon Foot & Ankle Specialists continues to offer senior foot care every other month. He will return in August.

The Medical Loan Closet continues to be available to the community. Nine items were loaned in July. We received donations of 3 walkers, crutches, 3 canes, a wheelchair, shower seat and several miscellaneous items.

Acupuncture therapy continues to be popular, with 10 to 12 people participating each week in July. Licensed Acupuncturist, Ron Hough, is at the Center from 4:00p.m. to 6:00p.m. for walk-in visits on Thursday afternoons.

The Kidney Foundation of Michigan's "My Choice, My Health: Prediabetes Prevention" program's participants held their monthly meeting on July 19. Three of the eight participants were able to attend.

b. **Classes**

Chair Yoga (6-10 participants/week) continued on Tuesdays.

Gentle Yoga on Wednesday evenings has 3 to 5 participants each week in July.

Exercise with Becky (Tues. & Thurs.) has 10 to 12 participants each day.

Tai Chi remains on hiatus while the instructor recovers from recent surgery. Class will resume in September 12.

The spring session of MAH Fitness ran through July 6 with 6 participants. The fall session will begin September 14.

The Primitive Rug Hooking class continues with 2 students.

Meditation class is taking the summer off. They will return in September.

The new Line Dancing class has been very well received. We have had 8 to 12 participants in each of the first three classes. It grows each week. Participants are learning 5 basic dances that are practiced each week, with 1 to 2 new dances added at each session. Instructor, Christine Stewart is very patient and goes over the steps to each dance until everyone is comfortable.

c. **On-Going Activities**

Pinochle continues every Tuesday and Thursday afternoon. Attendance is consistent at 8 to 12 players per day each week.

Mah Jongg Mondays continue with 4 to 7 people participating each week.

The Knit, Crochet, Craft group meets every Friday from 11:30a.m. to 1:30p.m. 3 to 5 people attended each week in July.

The Whitmore Lake Portrait Group is in every Monday afternoon. Ten to twelve artists attend each week. The art gallery that showcases their art continues to be popular with our guests.

Kiwanis continues to hold their regular meetings and Board meetings at the Community Center.

d. **Special Events**

Seven people attended the Grown-ups Can Color, Too parties in July.

Six people enjoyed Downton Abbey Revisited.

Pharmacist, Betty Chaffee returned in July to offer personalized medication checks. Three people met with her.

Fifty people enjoyed "Trolls" at "Movies Under the Stars" on July 14. Thirty people attended "Return of the Jedi" on July 28. We had three boats that attended each evening.

Six people enjoyed "Hidden Figures" at Lunch and a Movie on July 19.

Sixteen people joined us for Pizza & a Movie on July 21. Everyone enjoyed "Nine Lives."

Three people attended the "Intro to Essential Oils – Make & Take" class on July 15. Each person made a body butter and spray.

Thirty-five children, parents and grandparents had a great time painting rocks for hiding and finding. We decided to do this in conjunction with the WL Rocks Facebook page. Each participant left the Center with a minimum of six rocks to hide.

Six people attended our Kids Coloring Parties in July.

We also served as a host site for a small (six participants) Summer Camp program on July 8 & 22. They made a donation to help support Community Center programs.

McKenna ASSOCIATES COMMUNITY PLANNING AND DESIGN

July 11, 2017

Township Board of Trustees and Planning Commission
Northfield Township
8350 Main Street
Whitmore Lake, MI 48189

Subject: **Zoning Administrator Quarterly Report 3/1/17 – 6/30/17**

Dear Trustees and Commissioners:

Section 36-971(6) of the Zoning Ordinance requires the Zoning Administrator to submit to the Township Board and Planning Commission, a quarterly report in which a summary of the activities of the office is presented. Following is a concise summary of the activities of note in the SECOND quarter of 2017 (March 1 through June 30).

Zoning Compliance Applications: A total of 38 applications were APPROVED

1. Approved eight (8) new dwellings and additions to six (6) other existing dwelling.
2. Approved seven (7) new accessory structures such as garages and pole barns.
3. Approved two (2) swimming pools.
4. Approved seven (7) new/replacement fences.
5. Approved one (1) solar panel array.
6. Approved one (1) new driveway which requires ZBA approval for length.
7. Approved soil permit for one (1) residential use parcel.

Non-residential Uses:

1. Approved wireless equipment upgrades at one (1) existing wireless communication facility with no addition equipment cabinets or changes to site.
2. Approved sign permit for one (1) commercial use (Advance Auto Parts).
3. ***Spiritus Sanctus Church/4101 E. Joy Road*** – Administratively approved a 1,688 square feet addition on the southeast corner of the building to accommodate teacher/staff area. The proposed addition qualified for administrative site plan approval and issues related to parking, sidewalk, landscaping and building were reviewed and approved.
4. ***Fun Time Dog Shop LLC/100 & 102 Barker*** – Approved proposed retail dog shop use with limited dog training classes to differentiate it from any kennel or dog club use; site plan approval required.
5. ***SLM/Big Tex Trailers/6480 Whitmore Lake Road*** – Approved proposed change of ownership after removal of sign installed with no permits and unauthorized expansion of trailer storage area. The trailer storage area on site did not comply with the original site plan or expansion authorized by the Planning Commission. Approval was granted after site was brought into compliance.

Some other requests are pending submission of required and/or adequate information/documentation from applicants.

A total of 5 applications were DENIED as follows:

1. ***Vacant lot on Main Street/New Dwelling*** – Existing non-conforming lot of record. Applicant was advised that the SR-1 zoned lot was still buildable but the drawing submitted was non-compliant with all Ordinance requirements. Applicant was advised to submit revised drawings for approval.
2. ***9205 N. Main/Massage Parlor*** - The subject site is zoned Residential-Office district. Massage therapy offices/parlors are considered as personal service establishments and included in the same category as a beauty parlor, spa, barber shop etc., which provide personal service to customers. The R-O District does not allow personal service establishments as principal permitted or conditional land uses. The Master Plan does not support the use either.
3. ***175 Barker/Asphalt Paving Company Vehicle Storage and Use*** – Site is zoned GC General Commercial. Existing towing company use is also not permitted in the district but is a non-conforming existing use. The proposed asphalt paving company use and vehicle storage is not allowed in the GC district. Attempted to help owner understand the uses allowable in the district.
4. ***Vacant Parcel on Main/Fireworks Sales*** – Proposed temporary sales of fireworks or any other retail use is not permitted in the SR-2 Single Family Residential District.
5. ***Quality Aire Systems/6880 Earhart Road*** – The applicant has a commercial HVAC business on a parcel zoned AR (Agriculture) district. The use is not permitted or similar to any other use allowable in the district. Further, the business is not an existing legal non-conforming use since the Assessor's office has no record of a business being conducted on this site, which is registered as a homestead.

Zoning Board of Appeals Cases:
No requests this quarter.

Meetings:

1. Met with representative of 238 Jennings on 4/7/17 to discuss if a billboard would be allowed on the site.
2. Met with prospective owners of land in US-23/8 Mile area on 4/7/17 for potential retail development. Discussed process, timeline, and support the Township can offer.

Other Issues:

1. Identified need for including temporary uses and standards in the Zoning Ordinance.
2. Identified need to clarify discrepancy in SR-1 and SR-2 districts regarding setbacks for detached accessory structures. Specifically, Section 36-218 and 36-248 footnote (4), and Section 36-98(d)(2)(b).
3. Identified need to amend Zoning Map to reflect the Whitmore Lake/Horseshoe Lake Overlay district.

Administrative:

1. Discussed with Township Supervisor, Zoning Coordinator, Building Official, and Planner process or system for checking site plan compliance and ensure code compliance.

2. Created a basic checklist of requirements based on the Ordinance for Zoning Compliance applications to streamline process and ensure proper drawings are submitted.
3. Letter for municipal approval for Big Tex trailers to meet State Licensing requirements.

I am aware that the Board and PC have heard from property owners regarding Zoning Compliance denials that have been issued. The approvals or denials are not arbitrary, and they are based completely on the Zoning Ordinance adopted by the Township. As the Zoning Administrator, it is my role to apply the letter of the Ordinance. While the Zoning Administrator can interpret provisions of the Zoning Ordinance when required, I do not have the authority to modify regulations or alter them to accommodate applications. At times when I perceive a requirement in the Zoning Ordinance as being unreasonable, I convey the same to the planner to bring to the attention of the Planning Commission to initiate a possible change in the Ordinance language. I try my best to help applicants through the process by communicating via email and phone conversations through the Township and directly in an attempt to resolve any issues. However, if the Ordinance does not allow a use, I am not at a liberty to make exceptions or grant approvals that are against the Township's regulations. Appeals of a Zoning Administrator's decision or applications for a non-use variance from the Zoning Ordinance can be taken to the Board of Zoning Appeals.

As the Zoning Administrator, I strive to be prompt and attentive to the needs of the applicants while ensuring that they understand the process and also comply with the rules and regulations set forth in the Zoning Ordinance.

Respectfully submitted,
McKenna Associates

Vidya Krishnan
Senior Planner

ZONING COMPLIANCE
MONTH OF JULY 2017

Property Address	Name	Parcel ID	Description	Status
3738 E N Territorial	Dillon, Gary	B-02-26-400-006	Additon/Front Deck	Approved
7190 Peninsula Pt	Montanari, Romualdo	B-02-21-200-014	32x44 Pole Barn	Approved
7899 Lakeshore Dr	Brooks, Chris	B-02-17-131-007	15x20 Deck	Approved
Vacant Main Street	Horvath, Robert	B-02-06-105-023	2017 Temp Firework Sales	Approved subject to PC & BOT approval

08/09/2017

To: Marlene Chockley

From: Mike Rankin

Subject: Report on Code enforcement Activity

Below is a summary of Code Enforcement Activity for the period running from 07/05/2017 through 08/09/2017.

Mr. Dauzet is on target for removal of 20 vehicles per month as of today.

No new citations were issued this period.

Blight enforcement continues with some positive results, many times work towards compliance is incremental with clean up taking longer than should be necessary. Eventually compliance is achieved. There are several properties which have been cleaned up only to have new complaints filed as the property has again fallen into non compliance. Time extensions will not likely be granted in these cases.

Vehicles displayed for Sale are being tagged with notice of violation and information on the prohibition of same. In general people are upset by this but approximately 50% comply. Best results are achieved when it is possible to speak with folks in person.

82 Complaints have been entered into BS&A. 44 complaints have been closed.

I had the opportunity to tour several sites with the Zoning Administrator so she could view in person some of the commercial properties which present complex problems mainly relating to operations which do not comply with zoning or exceed conditional use approvals.

The planning group discussed the boat/trailer storage issue briefly regarding properties not having appropriate "legal" space available for boat/trailer parking especially in lake front areas.

Thank you for your attention to this mater.

cc: Jennifer Carlysle

NORTHFIELD TOWNSHIP
Township Board
Minutes
July 11, 2017

CALL TO ORDER

The meeting was called to order at 7:05 P.M. by Supervisor Chockley at 8350 Main Street.

INVOCATION/PLEDGE

Trustee Otto provided a brief invocation and led those present in the Pledge of Allegiance.

ROLL CALL

Marlene Chockley, Supervisor	Present
Kathleen Manley, Clerk	Present
Lenore Zelenock, Treasurer	Present
Tawn Beliger	Present
Janet Chick, Trustee	Present
Wayne Dockett, Trustee	Present
Jacki Otto, Trustee	Present

Also present:
Public Safety Director William Wagner
Wastewater Treatment Plant Superintendent Dan Willis
Community Center Director Tammy Averill
Controller Yvette Patrick
Township Attorney Paul Burns
Recording Secretary Lisa Lemble
Members of the community

CONSENT AGENDA:

- **Minutes and Bills**
- **Reports (Department Head/Building)**

At Dockett's request Bills and Minutes were pulled for discussion as Items 20 and 21.

▶ **Motion:** Chockley moved, Chick supported, that the consent agenda be adopted as amended. **Motion carried 7—0 on a voice vote.**

ADOPT BALANCE OF AGENDA

▶ **Motion:** Chockley moved that the agenda be amended to moved Item 13 to the top of the agenda. **Zelenock called for a roll call vote. Motion carried 6—1 on a roll call vote, Zelenock opposed.**

▶ **Motion:** Beliger moved, Dockett supported, that the agenda be amended to moved Items 7 and 8 to precede Items 6. **Zelenock called for a roll call vote. Motion failed 2—5 on a roll call vote, Manley, Chick, Otto, Zelenock, and Chockley opposed.**

FIRST CALL TO THE PUBLIC

Mary Devlin, 9211 Brookside, Julia Henshaw, 4681 Six Mile Road, David Perry, 9411 Earhart Road, Ellen Dennis, 3901 Six Mie Road, David Gordon, 5558 Hellner Road, and Jim Lowe, 7172 Spencer, commented on the July 4th Fireworks and Parade, personal attacks on some Board members, funding of various budget items, the Land Preservation Committee (purpose, funding and appointments), environmental protection, and the Township Manager position.

BOARD MEMBER CLARIFICATIONS

Board members commented on environmental protection, land preservation, taxation, the Township Manager duties, 4th of July celebrations, new tax bills, and budget allocations.

CORRESPONDENCE AND ANNOUNCEMENTS

Board members announced the County Commission meeting on July 12th and a coffee hour with State Rep. Donna Lasinski on July 13th, and provided additional names of residents interested in appointments to various committees.

REPORTS

Zoning Board of Appeals. No meetings in June or July.

Planning Commission. Has not met.

Parks and Recreation. Did not meet, but volunteers are interested in installing a temporary path in a park.

Land Preservation Committee. Will meet July 13th.

Financial and Supervisor Reports. Board members said the Barker Road Non-Motorized Path is beautiful, and said the July 25th agenda will include a sewer flow monitoring report, sewer rate study, and information about planning for the downtown park.

Controller. Yvette Patrick provided information about budgeting requirements, noted separate funds can be set up for Barker Road rentals and Fire Station #2 cell tower income, and commented on tracking paid time off.

▶ **Motion:** Zelenock moved, Dockett supported, that a rental property fund be established in the Township budget. **Motion carried 7—0 on a voice vote.**

▶ **Motion:** Zelenock moved, Otto supported, that a fund be established in the Township budget for Fire Station #2 income. **Motion carried 7—0 on a voice vote.**

▶ **Motion:** Zelenock moved, Chick supported, that the Board be provided with a liability report for paid time off within 60 days. **Motion carried 7—0 on a voice vote.**

AGENDA ITEMS

0.
Air Conditioner Replacement Bids for Wastewater Treatment Plant

▶ **Motion:** Chockley moved, Beliger supported, to approve the purchase of new air conditioning system from Design Comfort Co, Inc. for $11,750. **Motion carried 7—0 on a voice vote.**

Chockley called a five minutes recess.

1.
Request to Hire Brendon Daoust as a Non-Paid Police Department Intern

Removed from the agenda as Daoust is no longer interested.

2.
Request to Pay Police Reserve Officers for Reimbursable Events

▶ **Motion:** Chick moved, Otto supported, to pay Police Reserve Officers $14/hour for events the Township is reimbursed for.

Wagner explained these officers previously were not paid, the cost will be paid by the groups receiving service, and the only other cost for them is uniforms.

Dockett called for a roll call vote. Motion carried 7—0 on a roll call vote.

Wagner answered questions from Board members about his June Fire and Police reports, and noted Northfield Township Police were involved in a large heroin bust this week.

3.
Request to Hire Paid-on-Call Assistant Fire Chief Steven Lowe

▶ **Motion:** Chockley moved, Otto supported, that Steven Lowe be hired as a Paid-on-Call Assistant Fire Chief contingent upon physical and background check.

In answer to questions, Wagner said the rate of pay will be $20/hour and other costs will include uniforms and liability insurance.

Motion carried 7—0 on a voice vote.

4.
Request to Purchase Fire Truck

▶ **Motion:** Chockley moved, Chick supported, that purchase of a fire truck be tabled until after the August election. **Motion carried 7—0 on a voice vote.**

5.
Request for Wage Increase for Non-Union Employees

▶ **Motion:** Chockley moved, Chick supported, that wage increases be approved for Sue Hamilton, Angela Bennett, and William Wagner as outlined in Chief Wagner's memo of July 11, 2017, to be effective July 1, 2017.

Board members made comments in support of and in opposition to the increase for Chief Wagner.

Dockett requested a roll call vote. Motion carried 6—1 on a roll call vote, Dockett opposed.

6.
Staff Raises

Chockley recommended undertaking a salary study.

▶ **Motion:** Chockley moved, Zelenock supported, to approve a 6% salary increase for Tami Averill, Mary Bird, Jennifer Carlisle, Cristina Wilson, and Dawn Samfilippo, effective July 1, 2017.

Board members expressed concerns about the fund balance and other funding needs and amounts of proposed increases for individual employees, and made comments about the value and dedication of the staff.

Motion carried 5—2 on a voice vote, Beliger and Dockett opposed.

▶ **Motion:** Chockley moved, Zelenock supported, to approve a 3% salary increase for Wastewater Treatment Plant staff, including Superintendent Dan Willis, effective July 1, 2017. **Motion carried 6—1 on a voice vote, Dockett opposed.**

7.
Budget Amendment #1 and Resolution

Chockley explained that this amendment is not necessary due to the Board approving salary increases earlier in the meeting.

▶ **Motion:** Chockley moved, Manley supported, that this item be removed from the agenda.
Motion carried 7—0 on a voice vote.

8.
Budget Amendment #2 and Resolution #17-569

Chockley explained this would remove funding for People's Express, the Land Preservation Committee, Planning and Zoning meetings, and Parks & Recreation supplies and maintenance.

Board members spoke in favor and in opposition individual line items. Zelenock declared a conflict of interest due to her service with People's Express.

▶ **Motion:** Chick moved, Chockley supported, to approve Northfield Township Budget Amendment #2 as presented in the packets with the exception of providing $500 for the Parks & Recreation Board for park maintenance. **Motion failed 1—5—1 on a roll call vote, Beliger, Otto, Dockett, Chockley, and Manley opposed, and Zelenock abstaining.**

▶ **Motion:** Beliger moved, Dockett supported, to approve Northfield Township Budget Amendment #2 as presented in the packets. **Motion carried 4—2—1 on a roll call vote, Chockley and Manley opposed and Zelenock abstaining. Resolution adopted.**

9.
Township Manager Employment Contract

▶ **Motion:** Chockley moved, Otto supported, to approved the Township Manager Employment Contract distributed in the Board packet.

The Board briefly discussed the salary provision.

Motion carried 7—0 on a voice vote.

▶ **Motion:** Chockley moved, Otto supported, that the Township labor attorney finalize the Township Manager contract as approved, send the contract to Steven Aynes, and begin negotiations pending receipt of positive background check.

The Board discussed personal time off provisions and insurance.

Motion carried 4—3 on a roll call vote, Chockley, Manley, and Zelenock opposed.

10.
Gas Customer Choice Contract with Constellation NewEnergy

Chockley explained the Township has been on a month-to-month agreement with Constellation NewEnergy since the last contract expired, but gas costs have been historically low, and for 12 of the last 15 months the Consumers Energy rate has been lower. She recommended extending for one more month to allow for additional analysis.

▶ **Motion:** Chockley moved, Zelenock supported, to authorize the Supervisor to enter into a one month contract with Constellation NewEnergy for natural gas supply at a rate not to exceed $3.75 per 1,000 cubic feet. **Motion carried 6—1 on a voice vote, Dockett not present.**

11.
Amendment to Urban County Cooperative Agreement

▶ **Motion:** Chockley moved, Zelenock supported, to approve the amendment and authorize the Supervisor to sign the Cooperative Agreement with Washtenaw Urban County.

Board members provided a history of this agreement, noted benefits received from it, and spoke for and against being a party to it.

Chockley requested a roll call vote. Motion carried 5—2 on a roll call vote, Beliger and Dockett opposed.

12.
7725 Shady Beach Property Maintenance Code Violation

Attorney Burns reported that the owner of this property has not responded to any communications from the Township about this property, including refusing a certified letter. He said the only remaining option is to file suit.

▶ **Motion:** Chockley moved, Manley supported, to authorize the Township attorney to file an enforcement lawsuit in the Washtenaw County Circuit Court to compel the owner of 7725 Shady Beach to comply with Township ordinances. **Chockley requested a roll call vote. Motion carried 7—0 on a voice vote, Dockett and Beliger opposed.**

13.
Air Conditioner Replacement Bids for Wastewater Treatment Plant

Moved to the top of the agenda.

14.
Board Meeting Date Changes for August

▶ **Motion:** Chockley moved, Otto supported, to move August Board meeting dates to the 15th and 29th due to the scheduled August 8th election.

There was discussion about changing only the first meeting or canceling the second meeting.

Dockett requested a roll call vote. Motion carried 4—3 on a voice vote. Zelenock, Beliger, and Dockett opposed.

15.
Appointments

a. Downtown Development Authority

▶ **Motion:** Chockley moved, Chick supported, that Denise Kabisch and Jack Secrist be appointed to the Downtown Development Authority for four year terms expiring June 30, 2021; and that Anne Iaquinto be appointed to the Downtown Development Authority for a three year term expiring June 30, 2020. **Motion carried 7—0 on a voice vote.**

b. Land Preservation Committee

▶ **Motion:** Chockley moved, Manley supported, to appointe Lenore Zelenock as the Township Board representative to the Land Preservation Committee. **Beliger requested a roll call vote. Motion carried 6—1 on a roll call vote, Beliger opposed.**

Chockley noted Andy Lakatos had turned in his application to serve earlier in the evening. Lakatos briefly provided his qualifications and explained his interest.

▶ **Motion:** Manley moved, Zelenock supported, to appoint David Gordon to the Land Preservation Committee. **Chockley requested a roll call vote. Motion failed 3—4 on a voice vote, Chick, Otto, Beliger, and Dockett, opposed.**

▶ **Motion:** Chockley moved, Chick supported, to appoint Andy Lakatos to the Land Preservation Committee. **Chockley requested a roll call vote. Motion carried 4—3 on a voice vote, Beliger, Manley, and Zelenock, opposed.**

c. Board of Review

▶ **Motion:** Chockley moved, Chick supported, that Dan Smith be appointed to serve as an alternate on the Board of Review for the unexpired term of the last appointment. **Motion carried 7—0 on a voice vote.**

16.
Zoning Ordinance Amendment #17-54 to Revise Application and Fee Requirements

▶ **Motion:** Zelenock moved, Chick supported, to accept an Ordinance of the Board of Trustees of Northfield Township, Michigan to Amend the Northfield Township Land Division Ordinance by Revising the Application and Fee Requirements. **Motion carried 7—0 on a roll call vote. Resolution adopted.**

17.
Zoning Ordinance Amendment #17-55 to Adopt the Whitmore Lake/Horseshoe Lake Overlay District on the Official Zoning Map, Revise the Sign Posting Requirements, and Add Provision for Little Free Library Book Stands

▶ **Motion:** Chockley moved, Beliger supported, to approved ordinance 17-____ by adopting the Whitmore Lake/Horseshoe Lake Overlay District on the Official Zoning Map, Revising the Sign Posting Requirements, and Adding Provision for Little Free Library Book Stands.

Board members explained these relatively minor changes to the zoning ordinance.

Motion carried 7—0 on a roll call vote. Resolution adopted.

18.
Civic Event Application for Whitmore Lake Homecoming Parade

▶ **Motion:** Chockley moved, Zelenock supported, to approve the Civic Event Application for Whitmore Lake Homecoming Parade on Friday, September 22, 2017. **Motion carried 7—0 on a voice vote.**

19.
Resolution for road Closure for Whitmore Lake Homecoming Parade

▶ **Motion:** Chockley moved, Otto supported, to adopt Resolution 17-568 regarding temporary road closure as requested by the Whitmore Lake Student Council. **Motion carried 7—0 on a voice vote.**

20.
Minutes

Zelenock made two minor corrections.

▶ **Motion:** Chockley moved, Otto supported, to adopt the minutes of June 13 and June 27, 2017, minutes as amended. **Motion carried 7—0 on a voice vote.**

21.
Bills

Chockley answered several questions from Dockett.

▶ **Motion:** Chockley moved, Zelenock supported, to adopt the open bills as presented.
Motion carried 7—0 on a roll call vote.

SECOND CALL TO THE PUBLIC

David Gordon made comments about a variety of topics including the hiring of a Township Manager, attorney fees, and his application to serve on the Land Preservation Committee. Maurice Warner, 7551 Nollar Road, asked about protecting Connor Creek and several other topics.

BOARD MEMBER COMMENTS

The Board made comments about how to improve processing of requests and inquiries from the public, how members of the public can make donations to the Township to support projects they like rather than being taxed, the need to increase the fund balance, the success of last week's ice cream social, the great job done by Police and Fire for 4th of July events, potential uses for 75 Barker Road, the possibility of park grant funding from Kiwanis, the joint DDA and Downtown Planning Group meeting on July 24th, hiring of a Township Manager, opportunities for North Village grants, handling budget requests, supporting local businesses, and potential interest in the Leland property.

They also thanked those who were willing to serve on Township boards and committees.

ADJOURNMENT

▶ **Motion:** Chockley moved, Otto supported, that the meeting be adjourned.
Motion carried 7—0 on a voice vote.

The meeting adjourned at 10:45 P.M.

Submitted by Lisa Lemble. Corrections to the originally issued minutes are indicated as follows:
Wording removed is ~~stricken through~~; wording added is underlined.

Approved by the Township Board on _____, 2017.

_____
Kathleen Manley, Clerk

Official minutes of all meetings are available on the Township's website at
http://www.twp-northfield.org/government/township_board_of_trustees/

NORTHFIELD TOWNSHIP
Township Board Special Meeting
Minutes
July 25, 2017

CONFIDENTIAL COMMUNICATION

CALL TO ORDER

The meeting was called to order at 6:41 P.M. by Supervisor Chockley at 8350 Main Street.

Supervisor Chockley led those present in the Pledge of Allegiance.

ROLL CALL

Marlene Chockley, Supervisor	Present
Kathleen Manley, Clerk	Present
Lenore Zelenock, Treasurer	Present
Tawn Beliger	Present
Janet Chick, Trustee	Present
Wayne Dockett, Trustee	Present
Jacki Otto, Trustee	Present

Also present:
Township Attorney Bradford Maynes
Township Attorney Stacy Belisle
Recording Secretary Lisa Lemble
Members of the community

ADOPT AGENDA

▶ **Motion:** Chick moved, Chockley supported, that the agenda be adopted as presented.
Motion carried 7—0 on a voice vote.

FIRST CALL TO THE PUBLIC

None present.

BOARD MEMBER COMMENTS

None present.

CORRESPONDENCE AND ANNOUNCEMENTS

None present.

CLOSED SESSION

▶ **Motion:** Chockley moved, Beliger supported, that the Board go into closed session pursuant to MCL 15.268(8)(e) to receive written attorney-client privileged communication.
Motion carried 7—0 on a roll call vote.

▶ **Motion:** Chockley moved, Beliger supported, that the Board return to open session.
Motion carried 7—0 on a voice vote.

ACTION RESULTING FROM CLOSED SESSION

▶ **Motion:** Chockley moved, Beliger supported, that Mr. Aynes not be allowed to maintain his part-time employment with Wayne County while serving as the Northfield Township Manager. **Motion failed 3—4 on a roll call vote, Otto, Dockett, Chick and Beliger opposed.**

▶ **Motion:** Otto moved, Beliger supported, to allow Mr. Aynes to maintain his 10 hour per week part-time employment with Wayne County while serving as the Northfield Township Manager. **Motion carried 4—3 on a roll call vote, Manley, Zelenock, and Chockley opposed.**

▶ **Motion:** Beliger moved, Chick supported, to provide Mr. Aynes with a starting salary of a maximum of $75,000. **Motion carried 4—3 on a roll call vote, Manley, Zelenock, and Chockley opposed.**

▶ **Motion:** Chockley moved, Dockett supported, that Northfield Township require a 90 day probationary period before eligibility for severance pay would begin for Mr. Aynes.
Motion carried 7—0 on a roll call vote.

▶ **Motion:** Beliger moved, Otto supported, that Mr. Aynes be provided with two months' severance after the 90 day probationary period, increasing one month per year after the first two years of employment, not to exceed six months total severance. **Motion carried 5—2 on a roll call vote, Dockett and Manley opposed.**

▶ **Motion:** Zelenock moved, Otto supported, that Mr. Aynes' paid time off be in accordance with the Township's current PTO policy.
Motion carried 5—2 on a roll call vote, Manley and Dockett opposed.

SECOND CALL TO THE PUBLIC

David Gordon, 5558 Hellner Road, and Jodi Carbary, 9132 Lincoln Drive, made comments about the Township Manager benefits.

BOARD MEMBER COMMENTS

Board members made comments about construction of a temporary walking path through the North Village Park, street sweeping, a Treasurer's report about donations to the Township, County taxes, Township Hall parking lot signs, and revising the PTO policy for employees.

ADJOURNMENT

▶ **Motion:** Chockley moved, Chick supported, that the meeting be adjourned.
Motion carried 7—0 on a voice vote.

The meeting adjourned at 7:56 P.M.

Submitted by Lisa Lemble. Corrections to the originally issued minutes are indicated as follows:
Wording removed is ~~stricken through~~; 2ording added is <u>underlined</u>.

Approved by the Township Board on _____, 2017.

_____
Kathleen Manley, Clerk

NORTHFIELD TOWNSHIP
Township Board
Minutes
July 25, 2017

CALL TO ORDER

The meeting was called to order at 8:02 P.M. by Supervisor Chockley at 8350 Main Street.

INVOCATION/PLEDGE

Chick offered a brief invocation and led those present in the Pledge of Allegiance.

ROLL CALL

Marlene Chockley, Supervisor	Present
Kathleen Manley, Clerk	Present
Lenore Zelenock, Treasurer	Present
Tawn Beliger	Present
Janet Chick, Trustee	Present
Wayne Dockett, Trustee	Present
Jacki Otto, Trustee	Present

Also present:
Wastewater Treatment Plant Superintendent Dan Willis
Township Engineer Brian Rubel, Tetra Tech
Township Attorney Bradford Maynes
Recording Secretary Lisa Lemble
Members of the community

ADOPT AGENDA

▶ **Motion:** Chockley moved, Beliger supported, that the agenda be adopted as presented.
Motion carried 7—0 on a voice vote.

FIRST CALL TO THE PUBLIC

Catherine Johnson, 7777 Sutton Road, Mary Devlin, 9211 Brookside, Dave Gibbons, 8985 Garfield, David Gordon, 5558 Hellner, Jodi Carbary, 9132 Lincoln, Steven Ries, 9132 Lincoln, and Meredith Counts, 8840 Main, made comments about the videographer position and compensation, the Board's constituents (residents, not only taxpayers), denial of zoning permits for businesses, medical marijuana, the sewer system, the Township Manager position, and County taxes.

BOARD MEMBER CLARIFICATIONS

Board members commented on the videographer position and compensation, reporting on donations to the Township, and taxation levels and sources.

CORRESPONDENCE AND ANNOUNCEMENTS

Chick reported that she met with a group of citizens who expressed concerns about a variety of issues including blight, lack of businesses in the Township, and lack of action by Township officials. Otto asked that a request for use of 75 Barker Road be put on an agenda. Otto asked that a request for a Boy Scout troop to use 75 Barker for meetings be placed on the next agenda.

AGENDA ITEMS

1.
Update of Wastewater Cost of Service "SmartRate" Study from Tetra Tech

Brian Rubel, Township Engineer with Tetra Tech, made a presentation about flow rates based on meters in use from mid-April through mid-July. He said rainfall was low during that time, but the increased flows during rainfall confirmed that rainwater is infiltrating the system. He outlined where improvements are needed (upgrading lines, building retention capacity), and he recommended conducting more monitoring in the fall as well as revising connection fees and rates before new development occurs. He also answered questions from Board members, including about the capacity commitment to Green Oak Township and calculating flows for future development.

▶ **Motion:** Chockley moved, Chick supported, to engage Tetra Tech to undertake the Cost of Service SmartRate Study for a lump sum of $10,500, and to authorize the Supervisor to sign the contract.

Rubel answered questions and the Board discussed options including getting bids from other engineering firms and delaying the vote to allow the Board to read the 2014 study.

Motion failed 3—4 on a roll call vote, Beliger, Dockett, Zelenock, and Manley opposed.

2.
Request for Authorization to Purchase Grit Conveyor for Wastewater Treatment Plant

▶ **Motion:** Chockley moved, Beliger supported, that a grit conveyor be purchased for the Wastewater Treatment Plant for $50,487.

In answer to questions, WWTP Superintendent Willis said the money for this and the installation is in the budget.

Motion carried 6—1 on a roll call vote, Dockett opposed.

3.
Election Equipment Purchase and Maintenance Contract

Manley explained that new voting equipment is being provided by the State at no cost to the Township, payments for maintenance start in 2021, and the equipment will be in use for the November election.

▶ **Motion:** Chockley moved, Otto supported, to approve Resolution 17-571 to authorize Clerk Kathleen Manley to submit the Help America Vote Act grant application and Agreement as Grant Manager and authorize Supervisor Chockley and Clerk Manley to sign the Grant Application and Agreement, including the Schedule B License Agreement for the Verity software on behalf of Northfield Township.

The Board discussed the source of the funding and wording of the contract.

Motion carried 5—2 on a voice vote, Beliger, Dockett opposed.

4.
Natural Gas Supplier

▶ **Motion:** Chockley moved, Dockett supported, to authorize Supervisor Chockley to end the natural gas contract with Constellation and return to Consumer's Energy. **Motion carried 7—0 on a roll call vote.**

5.
Resolution #17-570:
Investment Policy Amendment

▶ **Motion:** Zelenock moved, Chockley supported, to update the Resolution of the Northfield Township Board of Trustees Establishing a Policy of Township Investment and Depository Designation.

Zelenock explained that this would add two banks and remove an existing one.

Dockett requested a roll call vote. Motion carried 6—1 on a roll call vote, Dockett opposed. Resolution adopted.

6.
Independent Contractor Contracts

Otto referred to a proposed amendment to the personnel policy and explained that the goal is to insure that everyone working for the Township is properly classified under labor and tax laws and that independent contractors are working under proper contracts.

▶ **Motion:** Otto moved, Chockley supported, to accept the personnel policy and procedures on independent contractors as drafted.

There was discussion about various positions (building inspectors, recording secretary, videographer, etc.), how they should be classified, and whether Township insurance covers them, etc. It was noted that Maynes had reviewed the proposal. It was agreed that the videographer classification needs to be reviewed in light of new information provided.

Motion carried 7—0 on a roll call vote.

7.
Videographer Compensation

It was noted that this is on the agenda based on a determination that this position does not fit into the independent contractor classification. It was agreed to table this in light of new information provided about the offsite equipment used, expertise required, etc.

▶ **Motion:** Chick moved, Chockley supported, that the matter of videographer compensation be tabled. **Motion carried 7—0 on voice vote.**

SECOND CALL TO THE PUBLIC

Catherine Johnson and David Gordon commented on the videographer compensation, security of video posted to the Township's website, new voting equipment and software, the sewer study, and taxes.

BOARD MEMBER COMMENTS

Board members commented on how the new voting machines will work, volunteer opportunities listed on the Township website, grant funding, the desire to see owner-occupied housing built in the Township rather than rentals, the August 8th election for fire and medical millages, zoning compliance permit process, general fund money used to purchase fire truck, and an inquiry made about possible multi-family residential development/

ADJOURNMENT

▶ **Motion:** Chockley moved, Chick supported, that the meeting be adjourned. **Motion carried 7—0 on a voice vote.**

The meeting adjourned at 10:10 P.M.

Submitted by Lisa Lemble.

Corrections to the originally issued minutes are indicated as follows:
Wording removed is ~~stricken through~~;
Wording added is underlined.

Approved by the Township Board on _____, 2017.

_____
Kathleen Manley, Clerk

Official minutes of all meetings are available on the Township's website at http://www.twp-northfield.org/government/township_board_of_trustees/

August 3, 2017

Dear Northfield Township Board (and Citizens/Listeners),

As a property owner in our beautiful township I appreciate the opportunity to be heard on a few concerns that I have. My apologies for not being able to attend in-person.

As with many others, I love so many things about our township. We have a small town feel yet we are close to the amenities of Ann Arbor, Brighton, and other surrounding towns. Our lakes are works of art and our wildlife is incomparable. My concern however, is that in the last 30 years, I've witnessed a DEEPLY unsettling dynamic: property taxes rise radically while our small business ownership has severely decreased. This is the first time in my life that I've seen us without enough businesses to even sustain the Northfield Township Area Chamber of Commerce (and from my understanding we do not derive much if any financial benefit from those who choose to be a part of the Brighton Chamber). The mom-and-pop shops that used to *line* our Main Street have basically disappeared, and vacant building abound from Main to Barker and beyond. I know that I am probably preaching to the choir on this subject, but still as a tax paying citizen I feel compelled to share how troubled I am by these dynamics. I am aware that special committees have been tasked with addressing this issue, but from a citizen's perspective it feels as if township committees abound and progress does not. We appear to be so tied-up with our bylaws and plans that we lose sight of what's basically common sense.

I recently gained some insight into why so many of our shops may be vacant. There is a business owner who has been trying to rent a building on Barker Rd who has been hustled for one fee after another (now totaling thousands of dollars) before she's even being allowed to open her shop. She's told she needs to appear before the planning commission time and again, yet she has been pushed off their schedule and even had meetings canceled without proper notice. This situation has continued for months now, and it sadly appears this intelligent entrepreneur could be bankrupt before this township will even let her open her doors! We MUST ask ourselves, are we this adamant that vacant buildings are MORE beneficial to property owners than cute shops run by intelligent business owners? WHY are we fighting small business owners so violently? It's certainly not beneficial for people like me, who are desperately trying to see the fruits of their property taxes in this area. I don't think the average citizen is even aware of this problem; unless someone has tried to open a small business themselves we are typically unaware of these terrible obstacles. My fear is that the township board may see this as the planning commission's problem, and that at times the planning commission may defer blame unto other committees…but we need to *examine* AND *address* this with a comprehensive all-hand-on-deck attitude.

Our citizens have historically been divided on the issue of massive development endeavors. But let's be honest, that's not what we're talking about here. Most of us can agree that small business ownership and mom-and-pop shops in buildings that ALREADY exist are beneficial for ALL of us. We're not talking about adding thousands of homes, we're talking about allowing people to contribute to our tax base and bring-in commerce at a time we desperately need it. I've witnessed and volunteered at countless political events when people are trying to get voted INTO office here; there's a lot of talk about change. But somehow that passion either dissipates after the election or the vast obstacles in-place thwart even the most passionate and altruistic of individual agendas. Either way, taxpayers like myself are desperately in need of a revitalization, we need to see the fruits of our labors…especially when many of us are paying property tax that's almost half of our home mortgage EACH month.

I am not complaining when I say this, merely pointing out a black-and-white reality: when you view our property taxes compared to those of other areas throughout our entire state (which can easily be done online), it is plainly apparent that ours are some of the absolute highest in the state. Therefore, one would *assume* that our township services and amenities trump others and are extremely well-funded. Yet instead, we have township services and schools who routinely seem to have *fewer* funds than they need. Talk to a police officer on the

street or a teacher and see what they have to say about this, because from my experience they sure don't seem to feel like they reap the benefits of our high property taxes. Perhaps the excessive obstacles we make small-business owners jump through may be a piece of this puzzle. Equally, it doesn't take a forensic accountant to understand that vacant buildings do not help us financially, especially if you consider the cyclical nature of commerce and the importance of having something to draw visitors to our community with.

While I know there are systems of checks-and-balances in-place and auditing takes place to an extent, I feel compelled to share that there is growing talk throughout town of a massive endeavor to basically force the township into an objective, detailed third-party audit…simply because our property taxes do not line-up with the seemingly persistent lack of funds from one township entity to another. People feel there may be misappropriation of funds at-play because these things just don't add-up. From what I've heard, people aren't even assuming it's deliberate, they just seem to believe there's unintelligent handling of funds. These are not my words, I am simply trying to convey what I've heard in the hopes that the township can make some distinguished changes before it comes to something like this. There are professional consultants who specialize in this type of thing; I beg you, do whatever it takes to really get a grip on this situation. I imagine there are even professionals who would volunteer their time at no charge (thinking outside the box, perhaps a master's or doctoral student specializing in accounting or finance who needs to work on a big project). There are probably finance professors who would be equally intrigued by such an opportunity (even pro bono), because it could be added to their curriculum vitae. Perhaps there are similar towns in other states who have pulled themselves up by their bootstraps who could mentor us. We need to look for professionals, volunteers, or even just guides who can help facilitate progress…because to be honest, it's *not* being done from within. We need to get creative here, because the success and the pride of our people are in one of the most vulnerable positions to date.

In closing, I know that serving on these committees is not an easy task. I grew-up sitting at township meetings and watching the behind-the-scenes efforts that take place. I also know it can be extremely thankless to be involved in township work, so PLEASE do not take my concern as criticism of your *personal* efforts. My concern is simply concern, and I am at a loss for whom to share it with. Taxpayers need to be represented, and I suppose I'm hoping that someone in a position of authority who has been voted into office can really make waves here…we are counting on you! Surely some of you are thinking "If you have this much opinion, you should just run for office and try to evoke change yourself.", but the problem is that many of us have obstacles which prevent us from being able to sit on these committees, which is why we simply do our best to educate ourselves on the candidates available and vote as responsibly as we can for those *whom we hope* may be able to give us (and our hard-earned money) a voice. Ann Kirkpatrick once said, "When millions of Americans are tightening their belts, folks have the right to expect their elected officials to do the same." As such, those of us who have not the time nor the ability to hold office rely heavily on your ability to see and respond to our needs. We are, for lack of a better term, at your mercy and in need of some help.

Thank you for your time. Northfield Township Resident, Dr. Amy Scholl

GL NUMBER	DESCRIPTION	END BALANCE 06/30/2017	2017-18 ORIGINAL BUDGET	2017-18 AMENDED BUDGET	YTD BALANCE 07/31/2017	ACTIVITY FOR MONTH 07/31/17	% BDGT USED
Fund 101 - GENERAL FUND							
Revenues							
Dept 000							
101-000-426	PRIOR YEAR TAX INTEREST	1,763.70	500.00	500.00	0.00	0.00	0.00
101-000-452	PEDDLER'S LICENSES	2.00	350.00	350.00	40.00	40.00	11.43
101-000-453	CABLEVISION FRANCHISE FEES	73,432.86	98,000.00	98,000.00	0.00	0.00	0.00
101-000-455	FIBER FOOTAGE FEES	10,370.86	10,000.00	10,000.00	0.00	0.00	0.00
101-000-573	STATE REVENUE SHARING - LCSA	45,971.60	45,000.00	45,000.00	0.00	0.00	0.00
101-000-574	STATE SHARED REVENUE	567,540.00	690,000.00	690,000.00	0.00	0.00	0.00
101-000-590	GRANT INCOME	0.00	221,633.00	221,633.00	0.00	0.00	0.00
101-000-626	COPY & FOIA INCOME	26.23	100.00	100.00	58.70	58.70	58.70
101-000-655	ORDINANCE FINES	2,407.45	0.00	0.00	100.00	100.00	100.00
101-000-665	INTEREST INCOME	1,980.99	1,000.00	1,000.00	511.21	511.21	51.12
101-000-666	DIVIDENDS	7,577.31	0.00	0.00	0.00	0.00	0.00
101-000-671	REIMBURSEMENT/OTHER INCOME	6,947.17	150.00	150.00	0.00	0.00	0.00
101-000-673	SALE OF FIXED ASSET	12,000.00	0.00	0.00	0.00	0.00	0.00
101-000-675	CONTRIBUTION-PRIVATE SOURCES	0.00	0.00	0.00	100.00	100.00	100.00
101-000-684	CELL TOWER INCOME	2,800.00	4,284.00	4,284.00	700.00	700.00	16.34
101-000-688	RENTAL INCOME - BARKER RD	9,960.00	9,960.00	9,960.00	830.00	830.00	8.33
Total Dept 000		742,780.17	1,080,977.00	1,080,977.00	2,339.91	2,339.91	0.22
Dept 191-ELECTIONS							
101-191-671	REIMBURSEMENT/OTHER INCOME	10,355.81	6,500.00	6,500.00	767.00	767.00	11.80
Total Dept 191-ELECTIONS		10,355.81	6,500.00	6,500.00	767.00	767.00	11.80
Dept 253-TREASURER							
101-253-402	CURRENT PROPERTY TAX	262,807.66	268,000.00	268,000.00	0.00	0.00	0.00
101-253-404	MOBILE HOME LICENSE FEES	2,874.00	2,850.00	2,850.00	239.50	239.50	8.40
101-253-445	PENALTY & INTEREST ON TAXES	6,103.58	3,500.00	3,500.00	0.00	0.00	0.00
101-253-627	SUMMER TAX PREPARATION	13,665.00	14,000.00	14,000.00	9,615.00	9,615.00	68.68
101-253-680	TAX ADMINISTRATION FEES	149,957.17	150,000.00	150,000.00	2,585.95	2,585.95	1.72
Total Dept 253-TREASURER		435,407.41	438,350.00	438,350.00	12,440.45	12,440.45	2.84
Dept 336-CONTRIBUTIONS							
101-336-625	SEWER ADMINISTRATION	48,560.00	48,560.00	48,560.00	0.00	0.00	0.00
101-336-694	NON-MOTORIZED PATH	4,360.00	0.00	0.00	3,140.84	3,140.84	100.00
Total Dept 336-CONTRIBUTIONS		52,920.00	48,560.00	48,560.00	3,140.84	3,140.84	6.47
Dept 412-PLANNING/ZONING DEPT							
101-412-477	ZONING COMPLIANCE PERMITS	12,505.00	9,500.00	9,500.00	300.00	300.00	3.16
101-412-608	VARIANCES/APPEALS	1,430.00	2,000.00	2,000.00	795.00	795.00	39.75
101-412-614	PLANNING FEES	5,750.00	4,000.00	4,000.00	0.00	0.00	0.00
101-412-629	ZONING COPIES	55.60	25.00	25.00	0.00	0.00	0.00
101-412-637	SPLIT APPLICATIONS	2,240.00	2,400.00	2,400.00	0.00	0.00	0.00
Total Dept 412-PLANNING/ZONING DEPT		21,980.60	17,925.00	17,925.00	1,095.00	1,095.00	6.11
Dept 666-COMMUNITY CENTER							
101-666-643	CC TRIPS	6,311.00	5,000.00	5,000.00	0.00	0.00	0.00

GL NUMBER	DESCRIPTION	END BALANCE 06/30/2017	2017-18 ORIGINAL BUDGET	2017-18 AMENDED BUDGET	YTD BALANCE 07/31/2017	ACTIVITY FOR MONTH 07/31/17	% BDGT USED
Fund 101 - GENERAL FUND							
Revenues							
101-666-644	CC PROGRAMS	4,842.75	4,000.00	4,000.00	2.00	2.00	0.05
101-666-671	REIMBURSEMENT/OTHER INCOME	8,500.00	8,500.00	8,500.00	0.00	0.00	0.00
101-666-676	CONTRIBUTIONS - SCC	2,699.15	1,750.00	1,750.00	0.00	0.00	0.00
Total Dept 666-COMMUNITY CENTER		22,352.90	19,250.00	19,250.00	2.00	2.00	0.01
TOTAL REVENUES		1,285,796.89	1,611,562.00	1,611,562.00	19,785.20	19,785.20	1.23
Expenditures							
Dept 101-TOWNSHIP BOARD							
101-101-701	SALARIES	9,999.86	10,000.00	10,000.00	0.00	0.00	0.00
101-101-715	SOCIAL SECURITY	765.01	765.00	765.00	0.00	0.00	0.00
101-101-807	MEMBERSHIP DUES	10,571.44	10,500.00	10,500.00	0.00	0.00	0.00
101-101-836	WELFARE COSTS	10,000.00	10,000.00	0.00	0.00	0.00	0.00
101-101-900	PRINTING & PUBLICATIONS	5,827.98	7,500.00	7,500.00	1,057.63	1,057.63	14.10
101-101-956	MISCELLANEOUS	2,360.46	0.00	0.00	800.00	800.00	100.00
101-101-957	TRAINING & DEVELOPMENT	149.00	500.00	500.00	0.00	0.00	0.00
Total Dept 101-TOWNSHIP BOARD		39,673.75	39,265.00	29,265.00	1,857.63	1,857.63	6.35
Dept 171-SUPERVISOR							
101-171-701	SALARIES	12,980.67	12,500.00	12,500.00	961.54	961.54	7.69
101-171-715	SOCIAL SECURITY	993.02	957.00	957.00	73.56	73.56	7.69
101-171-807	MEMBERSHIP DUES	0.00	120.00	120.00	0.00	0.00	0.00
101-171-860	FUEL & MILEAGE	483.64	400.00	400.00	0.00	0.00	0.00
101-171-956	MISCELLANEOUS	61.03	0.00	0.00	0.00	0.00	0.00
101-171-957	TRAINING & DEVELOPMENT	764.30	750.00	750.00	299.00	299.00	39.87
Total Dept 171-SUPERVISOR		15,282.66	14,727.00	14,727.00	1,334.10	1,334.10	9.06
Dept 172-TOWNSHIP MANAGER							
101-172-701	SALARIES	64,939.21	55,000.00	55,000.00	0.00	0.00	0.00
101-172-704	CLERICAL/DEP /SUPER/ELECTION	29,043.94	29,640.00	29,640.00	2,090.22	2,090.22	7.05
101-172-715	SOCIAL SECURITY	11,359.68	10,055.00	10,055.00	387.10	387.10	3.85
101-172-716	HOSPITALIZATION	1,500.00	15,000.00	15,000.00	0.00	0.00	0.00
101-172-717	LIFE/DISB. INSURANCE	569.03	780.00	780.00	0.00	0.00	0.00
101-172-718	PENSION	5,061.40	5,500.00	5,500.00	0.00	0.00	0.00
101-172-722	CONTROLLER	52,709.45	46,800.00	46,800.00	2,970.00	2,970.00	6.35
101-172-734	BONUS	300.00	0.00	0.00	0.00	0.00	0.00
101-172-818	CONTRACTUAL SERVICES	7,076.11	4,000.00	4,000.00	0.00	0.00	0.00
101-172-850	COMMUNICATION	306.10	0.00	0.00	0.00	0.00	0.00
101-172-860	FUEL & MILEAGE	186.39	500.00	500.00	0.00	0.00	0.00
101-172-927	ALLOCATE TO DEPARTMENTS	(38,062.36)	(32,748.00)	(32,748.00)	0.00	0.00	0.00
101-172-957	TRAINING & DEVELOPMENT	410.00	500.00	500.00	0.00	0.00	0.00
Total Dept 172-TOWNSHIP MANAGER		135,398.95	135,027.00	135,027.00	5,447.32	5,447.32	4.03
Dept 191-ELECTIONS							
101-191-702	SALARIES	0.00	8,000.00	8,000.00	0.00	0.00	0.00
101-191-704	CLERICAL/DEP /SUPER/ELECTION	10,550.34	0.00	0.00	0.00	0.00	0.00
101-191-715	SOCIAL SECURITY	58.67	615.00	615.00	0.00	0.00	0.00

GL NUMBER	DESCRIPTION	END BALANCE 06/30/2017	2017-18 ORIGINAL BUDGET	2017-18 AMENDED BUDGET	YTD BALANCE 07/31/2017	ACTIVITY FOR MONTH 07/31/17	% BDGT USED
Fund 101 - GENERAL FUND							
Expenditures							
101-191-727	SUPPLIES	7,018.21	5,000.00	5,000.00	467.94	467.94	9.36
101-191-818	CONTRACTUAL SERVICES	675.00	1,000.00	1,000.00	0.00	0.00	0.00
101-191-851	POSTAGE	1,329.78	1,000.00	1,000.00	479.49	479.49	47.95
101-191-900	PRINTING & PUBLICATIONS	1,181.63	1,200.00	1,200.00	458.00	458.00	38.17
Total Dept 191-ELECTIONS		20,813.63	16,815.00	16,815.00	1,405.43	1,405.43	8.36
Dept 215-CLERK							
101-215-701	SALARIES	12,980.67	12,500.00	12,500.00	961.54	961.54	7.69
101-215-703	DEPUTY SALARIES	40,600.00	41,892.00	41,892.00	3,131.20	3,131.20	7.47
101-215-715	SOCIAL SECURITY	4,236.62	4,161.00	4,161.00	313.09	313.09	7.52
101-215-716	HOSPITALIZATION	6,863.47	8,650.00	8,650.00	577.77	577.77	6.68
101-215-717	LIFE/DISB. INSURANCE	494.28	605.00	605.00	0.00	0.00	0.00
101-215-718	PENSION	4,060.00	4,189.00	4,189.00	313.12	313.12	7.47
101-215-723	RECORD SEC	11,155.00	7,720.00	7,720.00	1,700.00	1,700.00	22.02
101-215-734	BONUS	300.00	0.00	0.00	0.00	0.00	0.00
101-215-807	MEMBERSHIP DUES	0.00	100.00	100.00	0.00	0.00	0.00
101-215-860	FUEL & MILEAGE	233.96	150.00	150.00	39.96	39.96	26.64
101-215-957	TRAINING & DEVELOPMENT	248.23	500.00	500.00	0.00	0.00	0.00
Total Dept 215-CLERK		81,172.23	80,467.00	80,467.00	7,036.68	7,036.68	8.74
Dept 228-INFORMATION TECHNOLOGY							
101-228-936	SOFTWARE	0.00	14,220.00	14,220.00	0.00	0.00	0.00
101-228-948	COMPUTER SERVICES	0.00	15,060.00	15,060.00	0.00	0.00	0.00
Total Dept 228-INFORMATION TECHNOLOGY		0.00	29,280.00	29,280.00	0.00	0.00	0.00
Dept 247-BOARD OF REVIEW							
101-247-706	BOARD OF REVIEW FEE	825.00	2,000.00	2,000.00	27.00	27.00	1.35
101-247-715	SOCIAL SECURITY	63.13	153.00	153.00	2.07	2.07	1.35
101-247-723	RECORD SEC	1,280.00	1,500.00	1,500.00	0.00	0.00	0.00
101-247-900	PRINTING & PUBLICATIONS	682.00	800.00	800.00	0.00	0.00	0.00
101-247-956	MISCELLANEOUS	0.00	125.00	125.00	0.00	0.00	0.00
101-247-959	TRIBUNALS AND DRAINS	16,114.18	10,000.00	10,000.00	0.00	0.00	0.00
Total Dept 247-BOARD OF REVIEW		18,964.31	14,578.00	14,578.00	29.07	29.07	0.20
Dept 253-TREASURER							
101-253-701	SALARIES	12,980.67	12,500.00	12,500.00	961.54	961.54	7.69
101-253-703	DEPUTY SALARIES	33,587.54	39,686.00	39,686.00	2,966.40	2,966.40	7.47
101-253-704	CLERICAL/DEP /SUPER/ELECTION	22,543.14	23,400.00	23,400.00	1,653.75	1,653.75	7.07
101-253-715	SOCIAL SECURITY	5,220.58	5,954.00	5,954.00	402.72	402.72	6.76
101-253-716	HOSPITALIZATION	11,153.61	13,200.00	13,200.00	1,149.71	1,149.71	8.71
101-253-717	LIFE/DISB. INSURANCE	311.04	668.00	668.00	0.00	0.00	0.00
101-253-718	PENSION	1,684.94	3,969.00	3,969.00	296.64	296.64	7.47
101-253-734	BONUS	300.00	0.00	0.00	0.00	0.00	0.00
101-253-803	LEGAL	6,000.00	6,000.00	6,000.00	500.00	500.00	8.33
101-253-804	TAX STATEMENT PREPARATION	1,619.78	1,700.00	1,700.00	735.61	735.61	43.27
101-253-807	MEMBERSHIP DUES	10.00	120.00	120.00	0.00	0.00	0.00
101-253-818	CONTRACTUAL SERVICES	11,025.33	0.00	0.00	0.00	0.00	0.00
101-253-851	POSTAGE	4,295.83	3,800.00	3,800.00	173.23	173.23	4.56

GL NUMBER	DESCRIPTION	END BALANCE 06/30/2017	2017-18 ORIGINAL BUDGET	2017-18 AMENDED BUDGET	YTD BALANCE 07/31/2017	ACTIVITY FOR MONTH 07/31/17	% BDGT USED
Fund 101 - GENERAL FUND							
Expenditures							
101-253-860	FUEL & MILEAGE	628.10	325.00	325.00	43.82	43.82	13.48
101-253-927	ALLOCATE TO DEPARTMENTS	(21,410.00)	(17,103.00)	(17,103.00)	0.00	0.00	0.00
101-253-956	MISCELLANEOUS	658.82	750.00	750.00	0.00	0.00	0.00
101-253-957	TRAINING & DEVELOPMENT	1,480.50	750.00	750.00	0.00	0.00	0.00
Total Dept 253-TREASURER		92,089.88	95,719.00	95,719.00	8,883.42	8,883.42	9.28
Dept 257-ASSESSING							
101-257-709	ASST ASSESSOR	42,180.00	43,140.00	43,140.00	3,224.80	3,224.80	7.48
101-257-715	SOCIAL SECURITY	3,249.72	3,301.00	3,301.00	246.70	246.70	7.47
101-257-716	HOSPITALIZATION	18,386.54	17,830.00	17,830.00	1,077.16	1,077.16	6.04
101-257-717	LIFE/DISB. INSURANCE	545.28	668.00	668.00	0.00	0.00	0.00
101-257-718	PENSION	4,218.00	4,314.00	4,314.00	322.48	322.48	7.48
101-257-727	SUPPLIES	777.95	1,000.00	1,000.00	0.00	0.00	0.00
101-257-734	BONUS	300.00	0.00	0.00	0.00	0.00	0.00
101-257-807	MEMBERSHIP DUES	13.00	250.00	250.00	0.00	0.00	0.00
101-257-818	CONTRACTUAL SERVICES	63,704.96	64,640.00	64,640.00	5,833.33	5,833.33	9.02
101-257-851	POSTAGE	1,851.06	2,500.00	2,500.00	19.32	19.32	0.77
101-257-860	FUEL & MILEAGE	154.16	200.00	200.00	0.00	0.00	0.00
101-257-900	PRINTING & PUBLICATIONS	1,250.70	1,500.00	1,500.00	0.00	0.00	0.00
101-257-927	ALLOCATE TO DEPARTMENTS	(29,004.00)	(37,933.00)	(37,933.00)	0.00	0.00	0.00
101-257-957	TRAINING & DEVELOPMENT	25.00	500.00	500.00	0.00	0.00	0.00
Total Dept 257-ASSESSING		107,652.37	101,910.00	101,910.00	10,723.79	10,723.79	10.52
Dept 265-HALL AND GROUNDS							
101-265-710	JANITORIAL SALARIES	5,895.00	6,435.00	6,435.00	450.00	450.00	6.99
101-265-715	SOCIAL SECURITY	450.99	493.00	493.00	34.43	34.43	6.98
101-265-727	SUPPLIES	10,098.12	11,000.00	11,000.00	589.95	589.95	5.36
101-265-731	WORKERS COMP INSURANCE	2,379.70	3,178.00	3,178.00	0.00	0.00	0.00
101-265-816	GROUNDS/CLEANG/JANITORL SERVIC	9,160.02	12,500.00	12,500.00	3,665.00	3,665.00	29.32
101-265-821	PSB MAINT & OPS ALLOCATION	31,826.37	46,667.00	46,667.00	0.00	0.00	0.00
101-265-850	COMMUNICATION	6,418.58	2,700.00	2,700.00	214.72	214.72	7.95
101-265-851	POSTAGE	2,528.30	5,000.00	5,000.00	144.90	144.90	2.90
101-265-910	INSURANCE & BONDS	23,875.00	24,068.00	24,068.00	0.00	0.00	0.00
101-265-920	UTILITIES	181.58	205.00	205.00	15.92	15.92	7.77
101-265-927	ALLOCATE TO DEPARTMENTS	(2,329.00)	(4,000.00)	(4,000.00)	0.00	0.00	0.00
101-265-930	REPAIRS & MAINTENANCE	20,065.80	4,800.00	4,800.00	164.90	164.90	3.44
101-265-938	CHARGEBACKS - PRIOR TAX YEARS	1,049.80	1,000.00	1,000.00	166.52	166.52	16.65
101-265-940	RENTAL EQUIPMENT	5,756.39	5,400.00	5,400.00	270.24	270.24	5.00
101-265-956	MISCELLANEOUS	10.00	300.00	300.00	0.00	0.00	0.00
Total Dept 265-HALL AND GROUNDS		117,366.65	119,746.00	119,746.00	5,716.58	5,716.58	4.77
Dept 270-LEGAL/PROFESSIONAL							
101-270-800	OTHER PROFESSIONAL FEES	0.00	0.00	0.00	5,000.00	5,000.00	100.00
101-270-802	AUDIT FEES	6,300.00	6,300.00	6,300.00	0.00	0.00	0.00
101-270-803	LEGAL	115,252.84	96,000.00	96,000.00	6,866.80	6,866.80	7.15
101-270-806	ENGINEER	32,284.28	10,000.00	10,000.00	0.00	0.00	0.00
101-270-927	ALLOCATE TO DEPARTMENTS	(45,600.00)	(45,600.00)	(45,600.00)	(3,800.00)	(3,800.00)	8.33
Total Dept 270-LEGAL/PROFESSIONAL		108,237.12	66,700.00	66,700.00	8,066.80	8,066.80	12.09

GL NUMBER	DESCRIPTION	END BALANCE 06/30/2017	2017-18 ORIGINAL BUDGET	2017-18 AMENDED BUDGET	YTD BALANCE 07/31/2017	ACTIVITY FOR MONTH 07/31/17	% BDGT USED
Fund 101 - GENERAL FUND							
Expenditures							
Dept 336-CONTRIBUTIONS							
101-336-933	CONTRIBUTION - INDEPENDENCE DAY CELEBRAT	2,500.00	2,500.00	2,500.00	0.00	0.00	0.00
101-336-964	CONTRIBUTION-FIRE & MED RES	25,000.00	25,000.00	25,000.00	0.00	0.00	0.00
Total Dept 336-CONTRIBUTIONS		27,500.00	27,500.00	27,500.00	0.00	0.00	0.00
Dept 412-PLANNING/ZONING DEPT							
101-412-707	ZBA SALARIES	6,306.25	3,000.00	3,000.00	1,425.00	1,425.00	47.50
101-412-715	SOCIAL SECURITY	1,308.63	1,148.00	1,148.00	154.91	154.91	13.49
101-412-723	RECORD SEC	8,770.00	7,020.00	7,020.00	850.00	850.00	12.11
101-412-726	PLANN COMM	10,800.00	12,000.00	12,000.00	600.00	600.00	5.00
101-412-727	SUPPLIES	0.00	200.00	200.00	0.00	0.00	0.00
101-412-800	OTHER PROFESSIONAL FEES	10.00	1,000.00	1,000.00	0.00	0.00	0.00
101-412-801	PLANNER FEES	30,790.50	42,640.00	40,000.00	4,260.00	4,260.00	10.65
101-412-809	CODE ENFORCEMENT	4,100.00	0.00	0.00	0.00	0.00	0.00
101-412-823	ZONING ADMINISTRATION	9,467.50	12,000.00	12,000.00	1,470.00	1,470.00	12.25
101-412-851	POSTAGE	182.47	250.00	250.00	7.28	7.28	2.91
101-412-860	FUEL & MILEAGE	514.06	500.00	500.00	56.23	56.23	11.25
101-412-900	PRINTING & PUBLICATIONS	2,753.29	2,500.00	2,500.00	150.00	150.00	6.00
101-412-927	ALLOCATE TO DEPARTMENTS	19,854.00	29,974.00	29,974.00	0.00	0.00	0.00
101-412-957	TRAINING & DEVELOPMENT	1,530.00	1,500.00	1,500.00	0.00	0.00	0.00
Total Dept 412-PLANNING/ZONING DEPT		96,386.70	113,732.00	111,092.00	8,973.42	8,973.42	8.08
Dept 448-STREET LIGHTS							
101-448-920	UTILITIES	35,045.00	36,000.00	36,000.00	3,027.30	3,027.30	8.41
Total Dept 448-STREET LIGHTS		35,045.00	36,000.00	36,000.00	3,027.30	3,027.30	8.41
Dept 449-ROAD WORK							
101-449-805	PATHWAYS AND SIDEWALKS	71,401.87	125,000.00	125,000.00	188,860.70	188,860.70	151.09
101-449-813	ROADWORK	28,460.25	37,000.00	37,000.00	0.00	0.00	0.00
101-449-814	ROAD IMPROVEMENTS	93,465.05	122,530.00	122,530.00	0.00	0.00	0.00
101-449-929	GRANT EXPENSE	0.00	221,633.00	221,633.00	76,510.62	76,510.62	34.52
Total Dept 449-ROAD WORK		193,327.17	506,163.00	506,163.00	265,371.32	265,371.32	52.43
Dept 666-COMMUNITY CENTER							
101-666-701	SALARIES	44,960.00	45,989.00	45,989.00	3,437.73	3,437.73	7.48
101-666-702	SALARIES	1,253.44	4,830.00	4,830.00	0.00	0.00	0.00
101-666-710	JANITORIAL SALARIES	4,160.00	4,420.00	4,420.00	320.00	320.00	7.24
101-666-715	SOCIAL SECURITY	4,014.98	4,226.00	4,226.00	389.05	389.05	9.21
101-666-716	HOSPITALIZATION	9,126.39	9,300.00	9,300.00	629.93	629.93	6.77
101-666-717	LIFE/DISB. INSURANCE	524.16	642.00	642.00	0.00	0.00	0.00
101-666-718	PENSION	4,496.00	4,599.00	4,599.00	343.76	343.76	7.47
101-666-727	SUPPLIES	1,620.58	2,000.00	2,000.00	97.98	97.98	4.90
101-666-731	WORKERS COMP INSURANCE	468.82	549.00	549.00	0.00	0.00	0.00
101-666-807	MEMBERSHIP DUES	110.00	125.00	125.00	0.00	0.00	0.00
101-666-812	CC TRIPS	4,460.98	3,600.00	3,600.00	0.00	0.00	0.00
101-666-815	CC PROGRAMS	8,603.46	10,000.00	10,000.00	370.00	370.00	3.70
101-666-816	GROUNDS/CLEANG/JANITORL SERVIC	1,616.92	3,425.00	3,425.00	525.00	525.00	15.33
101-666-822	SENIOR NUTRITION	2,335.05	2,000.00	2,000.00	0.00	0.00	0.00

GL NUMBER	DESCRIPTION	END BALANCE 06/30/2017	2017-18 ORIGINAL BUDGET	2017-18 AMENDED BUDGET	YTD BALANCE 07/31/2017	ACTIVITY FOR MONTH 07/31/17	% BDGT USED
Fund 101 - GENERAL FUND							
Expenditures							
101-666-836	COMMUNITY EXPENSE	1,004.30	1,750.00	1,750.00	0.00	0.00	0.00
101-666-850	COMMUNICATION	2,491.64	2,760.00	2,760.00	226.25	226.25	8.20
101-666-851	POSTAGE	745.56	800.00	800.00	112.24	112.24	14.03
101-666-860	FUEL & MILEAGE	0.00	200.00	200.00	0.00	0.00	0.00
101-666-900	PRINTING & PUBLICATIONS	630.00	1,300.00	1,300.00	0.00	0.00	0.00
101-666-910	INSURANCE & BONDS	1,083.00	1,131.00	1,131.00	0.00	0.00	0.00
101-666-920	UTILITIES	2,667.52	3,036.00	3,036.00	152.08	152.08	5.01
101-666-930	REPAIRS & MAINTENANCE	7,872.75	3,500.00	3,500.00	166.66	166.66	4.76
101-666-940	RENTAL EQUIPMENT	831.65	2,400.00	2,400.00	179.58	179.58	7.48
101-666-970	EQUIPMENT	219.00	0.00	0.00	0.00	0.00	0.00
Total Dept 666-COMMUNITY CENTER		105,296.20	112,582.00	112,582.00	6,950.26	6,950.26	6.17
Dept 753-RECREATION BOARD							
101-753-727	SUPPLIES	3,858.83	4,500.00	0.00	200.00	200.00	100.00
101-753-931	PARK MAINITENANCE	0.00	500.00	0.00	15.00	15.00	100.00
Total Dept 753-RECREATION BOARD		3,858.83	5,000.00	0.00	215.00	215.00	100.00
Dept 754-LAND PRESERVATION							
101-754-810	CONSULTANTS	0.00	3,000.00	0.00	0.00	0.00	0.00
101-754-851	POSTAGE	0.00	500.00	0.00	0.00	0.00	0.00
101-754-900	PRINTING & PUBLICATIONS	0.00	1,500.00	0.00	0.00	0.00	0.00
Total Dept 754-LAND PRESERVATION		0.00	5,000.00	0.00	0.00	0.00	0.00
Dept 757-PARKS							
101-757-801	PLANNER FEES	15,189.60	0.00	0.00	0.00	0.00	0.00
Total Dept 757-PARKS		15,189.60	0.00	0.00	0.00	0.00	0.00
Dept 850-TOWNSHIP CONTINGENCY							
101-850-905	CONTINGENCY FUNDS	3,041.03	5,000.00	5,000.00	0.00	0.00	0.00
Total Dept 850-TOWNSHIP CONTINGENCY		3,041.03	5,000.00	5,000.00	0.00	0.00	0.00
Dept 900-CAPITAL OUTLAY							
101-900-972	COMPUTER	1,984.81	2,000.00	2,000.00	0.00	0.00	0.00
101-900-978	LAND ACQUISITION	360,728.48	0.00	0.00	15.47	15.47	100.00
Total Dept 900-CAPITAL OUTLAY		362,713.29	2,000.00	2,000.00	15.47	15.47	0.77
Dept 905-DEBT SERVICE							
101-905-985	PSB SHARE OF BOND PMT	84,695.26	83,334.00	83,334.00	0.00	0.00	0.00
Total Dept 905-DEBT SERVICE		84,695.26	83,334.00	83,334.00	0.00	0.00	0.00
Dept 999							
101-999-999	TRANSFER OUT	250,000.00	0.00	0.00	0.00	0.00	0.00

GL NUMBER	DESCRIPTION	END BALANCE 06/30/2017	2017-18 ORIGINAL BUDGET	2017-18 AMENDED BUDGET	YTD BALANCE 07/31/2017	ACTIVITY FOR MONTH 07/31/17	% BDGT USED
Fund 101 - GENERAL FUND							
Expenditures							
Total Dept 999		250,000.00	0.00	0.00	0.00	0.00	0.00
TOTAL EXPENDITURES		1,913,704.63	1,610,545.00	1,587,905.00	335,053.59	335,053.59	21.10
Fund 101 - GENERAL FUND:							
TOTAL REVENUES		1,285,796.89	1,611,562.00	1,611,562.00	19,785.20	19,785.20	1.23
TOTAL EXPENDITURES		1,913,704.63	1,610,545.00	1,587,905.00	335,053.59	335,053.59	21.10
NET OF REVENUES & EXPENDITURES		(627,907.74)	1,017.00	23,657.00	(315,268.39)	(315,268.39)	1,332.66

GL NUMBER	DESCRIPTION	END BALANCE 06/30/2017	2017-18 ORIGINAL BUDGET	2017-18 AMENDED BUDGET	YTD BALANCE 07/31/2017	ACTIVITY FOR MONTH 07/31/17	% BDGT USED
Fund 207 - LAW ENFORCEMENT FUND							
Revenues							
Dept 000							
207-000-402	CURRENT PROPERTY TAX	1,479,272.76	1,514,980.00	1,514,980.00	0.00	0.00	0.00
207-000-445	PENALTY & INTEREST ON TAXES	473.32	500.00	500.00	0.00	0.00	0.00
207-000-570	LIQUOR LICENSE & PERMITS	3,386.35	3,000.00	3,000.00	0.00	0.00	0.00
207-000-626	COPY & FOIA INCOME	1,224.80	1,300.00	1,300.00	506.82	506.82	38.99
207-000-635	EMERGENCY COST RECOVERY	7,594.50	1,000.00	1,000.00	22.50	22.50	2.25
207-000-656	FINES & COURT FEES	17,730.03	22,000.00	22,000.00	2,146.70	2,146.70	9.76
207-000-658	IMPOUND FEES	4,240.00	3,000.00	3,000.00	440.00	440.00	14.67
207-000-664	FEES PAID FOR OFFICER WAGES	3,909.15	6,500.00	6,500.00	0.00	0.00	0.00
207-000-671	REIMBURSEMENT/OTHER INCOME	4,651.52	3,000.00	3,000.00	330.00	330.00	11.00
207-000-673	SALE OF FIXED ASSET	0.00	9,000.00	9,000.00	0.00	0.00	0.00
207-000-681	OT REIMBURSEMENT	12,356.23	17,000.00	17,000.00	717.91	717.91	4.22
207-000-684	CELL TOWER INCOME	0.00	0.00	0.00	2,100.00	2,100.00	100.00
Total Dept 000		1,534,838.66	1,581,280.00	1,581,280.00	6,263.93	6,263.93	0.40
Dept 336-CONTRIBUTIONS							
207-336-588	CONTRIBUTION OTHER FUND(S)	35,000.00	35,000.00	35,000.00	0.00	0.00	0.00
207-336-683	CONTRIBUTION - INDEPENDENCE DAY CELEBRAT	1,500.00	1,500.00	1,500.00	0.00	0.00	0.00
Total Dept 336-CONTRIBUTIONS		36,500.00	36,500.00	36,500.00	0.00	0.00	0.00
TOTAL REVENUES		1,571,338.66	1,617,780.00	1,617,780.00	6,263.93	6,263.93	0.39
Expenditures							
Dept 226-PERSONNEL							
207-226-701	SALARIES	192,938.72	207,984.00	207,984.00	15,872.53	15,872.53	7.63
207-226-702	SALARIES	454,604.82	436,916.00	436,916.00	35,242.58	35,242.58	8.07
207-226-704	CLERICAL/DEP /SUPER/ELECTION	69,203.77	73,653.00	73,653.00	5,406.57	5,406.57	7.34
207-226-708	SALARIES-PART TIME	42,107.13	40,000.00	40,000.00	2,413.64	2,413.64	6.03
207-226-710	JANITORIAL SALARIES	8,925.00	9,061.00	9,061.00	680.00	680.00	7.50
207-226-711	SALARIES-OVERTIME	48,070.54	40,000.00	40,000.00	5,063.20	5,063.20	12.66
207-226-714	HOLIDAY	36,305.94	39,654.00	39,654.00	0.00	0.00	0.00
207-226-715	SOCIAL SECURITY	67,007.12	68,000.00	68,000.00	4,923.42	4,923.42	7.24
207-226-716	HOSPITALIZATION	139,023.19	114,915.00	114,915.00	7,109.60	7,109.60	6.19
207-226-717	LIFE/DISB. INSURANCE	7,878.63	9,605.00	9,605.00	0.00	0.00	0.00
207-226-718	PENSION	67,587.24	70,000.00	70,000.00	5,387.00	5,387.00	7.70
207-226-719	EMPLOYEE FRINGE-LONGEVITY	6,000.00	6,000.00	6,000.00	0.00	0.00	0.00
207-226-730	MEDICAL TESTING	0.00	500.00	500.00	0.00	0.00	0.00
207-226-731	WORKERS COMP INSURANCE	22,215.92	25,640.00	25,640.00	0.00	0.00	0.00
207-226-741	UNIFORMS/GEAR & ALLOWANCE	5,991.49	7,000.00	7,000.00	0.00	0.00	0.00
207-226-927	ALLOCATE TO DEPARTMENTS	58,732.00	64,000.00	64,000.00	0.00	0.00	0.00
207-226-957	TRAINING & DEVELOPMENT	225.00	1,000.00	1,000.00	0.00	0.00	0.00
Total Dept 226-PERSONNEL		1,226,816.51	1,213,928.00	1,213,928.00	82,098.54	82,098.54	6.76
Dept 265-HALL AND GROUNDS							
207-265-821	PSB MAINT & OPS ALLOCATION	31,733.64	46,667.00	46,667.00	0.00	0.00	0.00
Total Dept 265-HALL AND GROUNDS		31,733.64	46,667.00	46,667.00	0.00	0.00	0.00
Dept 270-LEGAL/PROFESSIONAL							

GL NUMBER	DESCRIPTION	END BALANCE 06/30/2017	2017-18 ORIGINAL BUDGET	2017-18 AMENDED BUDGET	YTD BALANCE 07/31/2017	ACTIVITY FOR MONTH 07/31/17	% BDGT USED
Fund 207 - LAW ENFORCEMENT FUND							
Expenditures							
207-270-722	CONTROLLER	5,774.66	6,298.00	6,298.00	0.00	0.00	0.00
207-270-802	AUDIT FEES	2,250.00	2,250.00	2,250.00	0.00	0.00	0.00
207-270-803	LEGAL	41,187.60	40,000.00	40,000.00	3,300.00	3,300.00	8.25
Total Dept 270-LEGAL/PROFESSIONAL		49,212.26	48,548.00	48,548.00	3,300.00	3,300.00	6.80
Dept 301-OPERATING COSTS							
207-301-727	SUPPLIES	5,779.53	7,000.00	7,000.00	738.08	738.08	10.54
207-301-741	UNIFORMS/GEAR & ALLOWANCE	0.00	1,000.00	1,000.00	230.00	230.00	23.00
207-301-807	MEMBERSHIP DUES	635.75	1,000.00	1,000.00	0.00	0.00	0.00
207-301-818	CONTRACTUAL SERVICES	10,984.50	20,000.00	20,000.00	2,661.50	2,661.50	13.31
207-301-820	DISPATCH SERVICES	58,068.01	70,040.00	70,040.00	0.00	0.00	0.00
207-301-850	COMMUNICATION	13,218.66	20,000.00	20,000.00	2,517.77	2,517.77	12.59
207-301-851	POSTAGE	105.31	250.00	250.00	121.81	121.81	48.72
207-301-900	PRINTING & PUBLICATIONS	100.88	500.00	500.00	0.00	0.00	0.00
207-301-910	INSURANCE & BONDS	32,882.00	34,222.00	34,222.00	0.00	0.00	0.00
207-301-930	REPAIRS & MAINTENANCE	2,407.87	7,000.00	7,000.00	55.70	55.70	0.80
207-301-932	RADIO REPAIR	0.00	1,100.00	1,100.00	0.00	0.00	0.00
207-301-938	CHARGEBACKS - PRIOR TAX YEARS	1,096.88	0.00	0.00	0.00	0.00	0.00
207-301-940	RENTAL EQUIPMENT	2,608.35	3,000.00	3,000.00	217.39	217.39	7.25
207-301-972	COMPUTER	0.00	15,000.00	15,000.00	645.41	645.41	4.30
Total Dept 301-OPERATING COSTS		127,887.74	180,112.00	180,112.00	7,187.66	7,187.66	3.99
Dept 333-TRANSPORTATION							
207-333-860	FUEL & MILEAGE	20,028.55	18,000.00	18,000.00	1,348.57	1,348.57	7.49
207-333-930	REPAIRS & MAINTENANCE	10,039.21	11,000.00	11,000.00	451.87	451.87	4.11
Total Dept 333-TRANSPORTATION		30,067.76	29,000.00	29,000.00	1,800.44	1,800.44	6.21
Dept 905-DEBT SERVICE							
207-905-985	PSB SHARE OF BOND PMT	84,695.26	83,334.00	83,334.00	0.00	0.00	0.00
Total Dept 905-DEBT SERVICE		84,695.26	83,334.00	83,334.00	0.00	0.00	0.00
TOTAL EXPENDITURES		1,550,413.17	1,601,589.00	1,601,589.00	94,386.64	94,386.64	5.89
Fund 207 - LAW ENFORCEMENT FUND:							
TOTAL REVENUES		1,571,338.66	1,617,780.00	1,617,780.00	6,263.93	6,263.93	0.39
TOTAL EXPENDITURES		1,550,413.17	1,601,589.00	1,601,589.00	94,386.64	94,386.64	5.89
NET OF REVENUES & EXPENDITURES		20,925.49	16,191.00	16,191.00	(88,122.71)	(88,122.71)	544.27

GL NUMBER	DESCRIPTION	END BALANCE 06/30/2017	2017-18 ORIGINAL BUDGET	2017-18 AMENDED BUDGET	YTD BALANCE 07/31/2017	ACTIVITY FOR MONTH 07/31/17	% BDGT USED
Fund 216 - MEDICAL RESCUE FUND							
Revenues							
Dept 000							
216-000-402	CURRENT PROPERTY TAX	632,391.38	682,654.00	682,654.00	0.00	0.00	0.00
216-000-445	PENALTY & INTEREST ON TAXES	203.12	200.00	200.00	0.00	0.00	0.00
216-000-482	HOUSE NUMBERS	560.00	500.00	500.00	40.00	40.00	8.00
216-000-588	CONTRIBUTION OTHER FUND(S)	25,000.00	25,000.00	25,000.00	0.00	0.00	0.00
216-000-590	GRANT INCOME	284,357.00	0.00	0.00	3,359.53	3,359.53	100.00
216-000-626	COPY & FOIA INCOME	29.00	50.00	50.00	0.00	0.00	0.00
216-000-635	EMERGENCY COST RECOVERY	19,249.20	20,000.00	20,000.00	52.50	52.50	0.26
216-000-639	DRIVEWAY INSPECTIONS	590.00	600.00	600.00	0.00	0.00	0.00
216-000-671	REIMBURSEMENT/OTHER INCOME	1,282.00	2,000.00	2,000.00	0.00	0.00	0.00
216-000-673	SALE OF FIXED ASSET	0.00	90,000.00	90,000.00	0.00	0.00	0.00
216-000-675	CONTRIBUTION-PRIVATE SOURCES	200.00	0.00	0.00	0.00	0.00	0.00
216-000-684	CELL TOWER INCOME	8,400.00	12,852.00	12,852.00	0.00	0.00	0.00
Total Dept 000		972,261.70	833,856.00	833,856.00	3,452.03	3,452.03	0.41
Dept 336-CONTRIBUTIONS							
216-336-683	CONTRIBUTION - INDEPENDENCE DAY CELEBRAT	1,000.00	1,000.00	1,000.00	0.00	0.00	0.00
Total Dept 336-CONTRIBUTIONS		1,000.00	1,000.00	1,000.00	0.00	0.00	0.00
Dept 960							
216-960-935	TRANSFER IN	250,000.00	0.00	0.00	0.00	0.00	0.00
Total Dept 960		250,000.00	0.00	0.00	0.00	0.00	0.00
TOTAL REVENUES		1,223,261.70	834,856.00	834,856.00	3,452.03	3,452.03	0.41
Expenditures							
Dept 226-PERSONNEL							
216-226-701	SALARIES	88,129.51	87,016.00	87,016.00	6,627.92	6,627.92	7.62
216-226-702	SALARIES	146,460.52	160,000.00	160,000.00	10,729.75	10,729.75	6.71
216-226-705	ADMINISTRATIVE ASSISTANT	2,340.23	5,000.00	5,000.00	232.99	232.99	4.66
216-226-708	SALARIES-PART TIME	43,823.75	55,000.00	55,000.00	4,766.37	4,766.37	8.67
216-226-712	SALARIES - OFFICERS	7,175.00	11,000.00	11,000.00	2,750.00	2,750.00	25.00
216-226-715	SOCIAL SECURITY	22,796.55	24,328.00	24,328.00	1,986.15	1,986.15	8.16
216-226-716	HOSPITALIZATION	25,369.30	24,755.00	24,755.00	1,853.57	1,853.57	7.49
216-226-717	LIFE/DISB. INSURANCE	844.92	1,041.00	1,041.00	0.00	0.00	0.00
216-226-718	PENSION	8,812.58	8,701.00	8,701.00	662.74	662.74	7.62
216-226-730	MEDICAL TESTING	885.32	8,000.00	8,000.00	56.50	56.50	0.71
216-226-731	WORKERS COMP INSURANCE	14,226.86	16,943.00	16,943.00	0.00	0.00	0.00
216-226-927	ALLOCATE TO DEPARTMENTS	(58,732.00)	(64,000.00)	(64,000.00)	0.00	0.00	0.00
216-226-957	TRAINING & DEVELOPMENT	6,649.49	12,000.00	12,000.00	0.00	0.00	0.00
216-226-958	TRAINING WAGES	12,864.00	12,000.00	12,000.00	1,071.00	1,071.00	8.93
Total Dept 226-PERSONNEL		321,646.03	361,784.00	361,784.00	30,736.99	30,736.99	8.50
Dept 265-HALL AND GROUNDS							
216-265-816	GROUNDS/CLEANG/JANITORL SERVIC	814.24	2,000.00	2,000.00	0.00	0.00	0.00
216-265-821	PSB MAINT & OPS ALLOCATION	31,733.65	47,000.00	47,000.00	0.00	0.00	0.00

GL NUMBER	DESCRIPTION	END BALANCE 06/30/2017	2017-18 ORIGINAL BUDGET	2017-18 AMENDED BUDGET	YTD BALANCE 07/31/2017	ACTIVITY FOR MONTH 07/31/17	% BDGT USED
Fund 216 - MEDICAL RESCUE FUND							
Expenditures							
Total Dept 265-HALL AND GROUNDS		32,547.89	49,000.00	49,000.00	0.00	0.00	0.00
Dept 270-LEGAL/PROFESSIONAL							
216-270-722	CONTROLLER	5,774.66	6,298.00	6,298.00	0.00	0.00	0.00
216-270-802	AUDIT FEES	2,250.00	2,250.00	2,250.00	0.00	0.00	0.00
216-270-803	LEGAL	0.00	2,000.00	2,000.00	0.00	0.00	0.00
Total Dept 270-LEGAL/PROFESSIONAL		8,024.66	10,548.00	10,548.00	0.00	0.00	0.00
Dept 301-OPERATING COSTS							
216-301-727	SUPPLIES	7,364.12	10,000.00	10,000.00	306.66	306.66	3.07
216-301-741	UNIFORMS/GEAR & ALLOWANCE	3,993.77	10,000.00	10,000.00	510.82	510.82	5.11
216-301-807	MEMBERSHIP DUES	1,655.00	2,500.00	2,500.00	0.00	0.00	0.00
216-301-818	CONTRACTUAL SERVICES	1,615.77	2,000.00	2,000.00	96.87	96.87	4.84
216-301-820	DISPATCH SERVICES	12,026.04	10,810.00	10,810.00	900.82	900.82	8.33
216-301-850	COMMUNICATION	6,307.59	8,000.00	8,000.00	253.47	253.47	3.17
216-301-851	POSTAGE	1.40	50.00	50.00	0.00	0.00	0.00
216-301-900	PRINTING & PUBLICATIONS	145.79	500.00	500.00	0.00	0.00	0.00
216-301-910	INSURANCE & BONDS	35,649.00	36,990.00	36,990.00	0.00	0.00	0.00
216-301-920	UTILITIES	4,951.28	6,000.00	6,000.00	233.85	233.85	3.90
216-301-929	GRANT EXPENSE	296,374.20	0.00	0.00	0.00	0.00	0.00
216-301-930	REPAIRS & MAINTENANCE	6,368.16	7,000.00	7,000.00	331.90	331.90	4.74
216-301-932	RADIO REPAIR	141.00	2,500.00	2,500.00	0.00	0.00	0.00
216-301-938	CHARGEBACKS - PRIOR TAX YEARS	490.55	0.00	0.00	0.00	0.00	0.00
216-301-972	COMPUTER	3,828.34	6,000.00	6,000.00	318.63	318.63	5.31
Total Dept 301-OPERATING COSTS		380,912.01	102,350.00	102,350.00	2,953.02	2,953.02	2.89
Dept 333-TRANSPORTATION							
216-333-860	FUEL & MILEAGE	8,530.60	11,000.00	11,000.00	723.47	723.47	6.58
216-333-930	REPAIRS & MAINTENANCE	25,733.30	30,000.00	30,000.00	1,870.95	1,870.95	6.24
Total Dept 333-TRANSPORTATION		34,263.90	41,000.00	41,000.00	2,594.42	2,594.42	6.33
Dept 900-CAPITAL OUTLAY							
216-900-970	EQUIPMENT	10,483.61	12,000.00	12,000.00	0.00	0.00	0.00
216-900-974	VEHICLE	64,730.30	470,000.00	470,000.00	0.00	0.00	0.00
Total Dept 900-CAPITAL OUTLAY		75,213.91	482,000.00	482,000.00	0.00	0.00	0.00
Dept 905-DEBT SERVICE							
216-905-985	PSB SHARE OF BOND PMT	84,695.24	90,045.00	90,045.00	0.00	0.00	0.00
Total Dept 905-DEBT SERVICE		84,695.24	90,045.00	90,045.00	0.00	0.00	0.00
TOTAL EXPENDITURES		937,303.64	1,136,727.00	1,136,727.00	36,284.43	36,284.43	3.19

REVENUE AND EXPENDITURE REPORT FOR NORTHFIELD TOWNSHIP

PERIOD ENDING 07/31/2017

GL NUMBER	DESCRIPTION	END BALANCE 06/30/2017	2017-18 ORIGINAL BUDGET	2017-18 AMENDED BUDGET	YTD BALANCE 07/31/2017	ACTIVITY FOR MONTH 07/31/17	% BDGT USED
Fund 216 - MEDICAL RESCUE FUND							
Fund 216 - MEDICAL RESCUE FUND:							
TOTAL REVENUES		1,223,261.70	834,856.00	834,856.00	3,452.03	3,452.03	0.41
TOTAL EXPENDITURES		937,303.64	1,136,727.00	1,136,727.00	36,284.43	36,284.43	3.19
NET OF REVENUES & EXPENDITURES		285,958.06	(301,871.00)	(301,871.00)	(32,832.40)	(32,832.40)	10.88

GL NUMBER	DESCRIPTION	END BALANCE 06/30/2017	2017-18 ORIGINAL BUDGET	2017-18 AMENDED BUDGET	YTD BALANCE 07/31/2017	ACTIVITY FOR MONTH 07/31/17	% BDGT USED
Fund 230 - DONATION FUND							
Expenditures							
Dept 301-OPERATING COSTS							
230-301-904	EVENTS/COMMUNITY PROJECTS	(474.56)	0.00	0.00	0.00	0.00	0.00
230-301-905	BARK PARK	257.02	0.00	0.00	70.00	70.00	100.00
Total Dept 301-OPERATING COSTS		(217.54)	0.00	0.00	70.00	70.00	100.00
TOTAL EXPENDITURES		(217.54)	0.00	0.00	70.00	70.00	100.00
Fund 230 - DONATION FUND:							
TOTAL REVENUES		0.00	0.00	0.00	0.00	0.00	0.00
TOTAL EXPENDITURES		(217.54)	0.00	0.00	70.00	70.00	100.00
NET OF REVENUES & EXPENDITURES		217.54	0.00	0.00	(70.00)	(70.00)	100.00

GL NUMBER	DESCRIPTION	END BALANCE 06/30/2017	2017-18 ORIGINAL BUDGET	2017-18 AMENDED BUDGET	YTD BALANCE 07/31/2017	ACTIVITY FOR MONTH 07/31/17	% BDGT USED
Fund 248 - DOWNTOWN DEVELOPMENT AUTH							
Expenditures							
Dept 301-OPERATING COSTS							
248-301-800	OTHER PROFESSIONAL FEES	0.00	5,000.00	5,000.00	0.00	0.00	0.00
248-301-801	PLANNER FEES	5,478.00	15,000.00	15,000.00	5,727.00	5,727.00	38.18
248-301-816	GROUNDS/CLEANG/JANITORL SERVIC	0.00	1,000.00	1,000.00	0.00	0.00	0.00
Total Dept 301-OPERATING COSTS		5,478.00	21,000.00	21,000.00	5,727.00	5,727.00	27.27
Dept 449-ROAD WORK							
248-449-814	ROAD IMPROVEMENTS	2,269.00	0.00	0.00	0.00	0.00	0.00
Total Dept 449-ROAD WORK		2,269.00	0.00	0.00	0.00	0.00	0.00
Dept 900-CAPITAL OUTLAY							
248-900-925	STREETSCAPING	3,317.11	500.00	500.00	0.00	0.00	0.00
Total Dept 900-CAPITAL OUTLAY		3,317.11	500.00	500.00	0.00	0.00	0.00
TOTAL EXPENDITURES		11,064.11	21,500.00	21,500.00	5,727.00	5,727.00	26.64
Fund 248 - DOWNTOWN DEVELOPMENT AUTH:							
TOTAL REVENUES		0.00	0.00	0.00	0.00	0.00	0.00
TOTAL EXPENDITURES		11,064.11	21,500.00	21,500.00	5,727.00	5,727.00	26.64
NET OF REVENUES & EXPENDITURES		(11,064.11)	(21,500.00)	(21,500.00)	(5,727.00)	(5,727.00)	26.64

GL NUMBER	DESCRIPTION	END BALANCE 06/30/2017	2017-18 ORIGINAL BUDGET	2017-18 AMENDED BUDGET	YTD BALANCE 07/31/2017	ACTIVITY FOR MONTH 07/31/17	% BDGT USED
Fund 265 - NARCOTICS FUND							
Revenues							
Dept 000							
265-000-661	FORFEITURES	66,661.00	58,000.00	58,000.00	0.00	0.00	0.00
Total Dept 000		66,661.00	58,000.00	58,000.00	0.00	0.00	0.00
TOTAL REVENUES		66,661.00	58,000.00	58,000.00	0.00	0.00	0.00
Expenditures							
Dept 301-OPERATING COSTS							
265-301-727	SUPPLIES	2,016.56	4,000.00	4,000.00	0.00	0.00	0.00
265-301-899	FORFEITURE SHARING	7,965.00	30,000.00	30,000.00	0.00	0.00	0.00
265-301-956	MISCELLANEOUS	2,229.33	5,000.00	5,000.00	0.00	0.00	0.00
265-301-972	COMPUTER	2,371.75	4,000.00	4,000.00	0.00	0.00	0.00
Total Dept 301-OPERATING COSTS		14,582.64	43,000.00	43,000.00	0.00	0.00	0.00
Dept 900-CAPITAL OUTLAY							
265-900-970	EQUIPMENT	858.00	15,000.00	15,000.00	0.00	0.00	0.00
Total Dept 900-CAPITAL OUTLAY		858.00	15,000.00	15,000.00	0.00	0.00	0.00
TOTAL EXPENDITURES		15,440.64	58,000.00	58,000.00	0.00	0.00	0.00
Fund 265 - NARCOTICS FUND:							
TOTAL REVENUES		66,661.00	58,000.00	58,000.00	0.00	0.00	0.00
TOTAL EXPENDITURES		15,440.64	58,000.00	58,000.00	0.00	0.00	0.00
NET OF REVENUES & EXPENDITURES		51,220.36	0.00	0.00	0.00	0.00	0.00

GL NUMBER	DESCRIPTION	END BALANCE 06/30/2017	2017-18 ORIGINAL BUDGET	2017-18 AMENDED BUDGET	YTD BALANCE 07/31/2017	ACTIVITY FOR MONTH 07/31/17	% BDGT USED
Fund 266 - FEDERAL NARCOTICS FUND							
Revenues							
Dept 000							
266-000-661	FORFEITURES	45,690.47	100,000.00	100,000.00	0.00	0.00	0.00
Total Dept 000		45,690.47	100,000.00	100,000.00	0.00	0.00	0.00
TOTAL REVENUES		45,690.47	100,000.00	100,000.00	0.00	0.00	0.00
Expenditures							
Dept 301-OPERATING COSTS							
266-301-727	SUPPLIES	5,232.46	12,000.00	12,000.00	157.50	157.50	1.31
266-301-956	MISCELLANEOUS	4,655.50	12,000.00	12,000.00	400.00	400.00	3.33
Total Dept 301-OPERATING COSTS		9,887.96	24,000.00	24,000.00	557.50	557.50	2.32
Dept 336-CONTRIBUTIONS							
266-336-967	CONTRIBUTION-LAW ENFORCEMENT	35,000.00	35,000.00	35,000.00	0.00	0.00	0.00
Total Dept 336-CONTRIBUTIONS		35,000.00	35,000.00	35,000.00	0.00	0.00	0.00
Dept 900-CAPITAL OUTLAY							
266-900-970	EQUIPMENT	33,574.87	48,000.00	48,000.00	0.00	0.00	0.00
266-900-974	VEHICLE	101,672.00	0.00	0.00	0.00	0.00	0.00
Total Dept 900-CAPITAL OUTLAY		135,246.87	48,000.00	48,000.00	0.00	0.00	0.00
TOTAL EXPENDITURES		180,134.83	107,000.00	107,000.00	557.50	557.50	0.52
Fund 266 - FEDERAL NARCOTICS FUND:							
TOTAL REVENUES		45,690.47	100,000.00	100,000.00	0.00	0.00	0.00
TOTAL EXPENDITURES		180,134.83	107,000.00	107,000.00	557.50	557.50	0.52
NET OF REVENUES & EXPENDITURES		(134,444.36)	(7,000.00)	(7,000.00)	(557.50)	(557.50)	7.96

GL NUMBER	DESCRIPTION	END BALANCE 06/30/2017	2017-18 ORIGINAL BUDGET	2017-18 AMENDED BUDGET	YTD BALANCE 07/31/2017	ACTIVITY FOR MONTH 07/31/17	% BDGT USED
Fund 271 - LIBRARY FUND							
Revenues							
Dept 000							
271-000-402	CURRENT PROPERTY TAX	419,076.44	428,741.00	428,741.00	0.00	0.00	0.00
271-000-407	TAX REVENUE -BRIGHTON DIST LIB	78,298.99	77,000.00	77,000.00	0.00	0.00	0.00
271-000-445	PENALTY & INTEREST ON TAXES	128.91	100.00	100.00	0.00	0.00	0.00
271-000-573	STATE REVENUE SHARING - LCSA	15,912.63	13,000.00	13,000.00	0.00	0.00	0.00
271-000-575	STATE LIBRARY AID	6,020.13	3,500.00	3,500.00	550.53	550.53	15.73
271-000-626	COPY & FOIA INCOME	3,335.50	3,500.00	3,500.00	0.00	0.00	0.00
271-000-630	BOOK SALE	2,157.47	1,000.00	1,000.00	69.92	69.92	6.99
271-000-652	PENAL FINES-WASHTENAW COUNTY	14,184.75	13,000.00	13,000.00	0.00	0.00	0.00
271-000-653	PENAL FINES-LIVINGSTON COUNTY	6,366.67	6,000.00	6,000.00	0.00	0.00	0.00
271-000-671	REIMBURSEMENT/OTHER INCOME	7,490.38	1,500.00	1,500.00	0.00	0.00	0.00
271-000-675	CONTRIBUTION-PRIVATE SOURCES	13,911.43	2,500.00	2,500.00	3,000.00	3,000.00	120.00
Total Dept 000		566,883.30	549,841.00	549,841.00	3,620.45	3,620.45	0.66
TOTAL REVENUES		566,883.30	549,841.00	549,841.00	3,620.45	3,620.45	0.66
Expenditures							
Dept 226-PERSONNEL							
271-226-701	SALARIES	61,553.98	63,196.00	63,196.00	4,076.92	4,076.92	6.45
271-226-705	ADMINISTRATIVE ASSISTANT	91,444.61	132,000.00	132,000.00	6,084.92	6,084.92	4.61
271-226-708	SALARIES-PART TIME	69,013.09	50,000.00	50,000.00	5,571.08	5,571.08	11.14
271-226-715	SOCIAL SECURITY	17,634.13	18,900.00	18,900.00	1,498.10	1,498.10	7.93
271-226-716	HOSPITALIZATION	12,840.52	16,400.00	16,400.00	1,571.21	1,571.21	9.58
271-226-717	LIFE/DISB. INSURANCE	3,180.11	4,200.00	4,200.00	0.00	0.00	0.00
271-226-718	PENSION	13,237.82	16,600.00	16,600.00	1,016.12	1,016.12	6.12
271-226-731	WORKERS COMP INSURANCE	1,597.00	900.00	900.00	0.00	0.00	0.00
271-226-734	BONUS	4,500.00	1,000.00	1,000.00	0.00	0.00	0.00
271-226-735	SFA & HRA	5,644.81	7,250.00	7,250.00	1,821.62	1,821.62	25.13
271-226-736	WELLNESS PLAN	4,000.00	4,000.00	4,000.00	3,850.00	3,850.00	96.25
271-226-860	FUEL & MILEAGE	531.52	750.00	750.00	39.33	39.33	5.24
271-226-957	TRAINING & DEVELOPMENT	1,115.17	2,500.00	2,500.00	0.00	0.00	0.00
Total Dept 226-PERSONNEL		286,292.76	317,696.00	317,696.00	25,529.30	25,529.30	8.04
Dept 270-LEGAL/PROFESSIONAL							
271-270-802	AUDIT FEES	5,000.00	5,000.00	5,000.00	0.00	0.00	0.00
271-270-803	LEGAL	5,113.79	3,000.00	3,000.00	3,088.20	3,088.20	102.94
Total Dept 270-LEGAL/PROFESSIONAL		10,113.79	8,000.00	8,000.00	3,088.20	3,088.20	38.60
Dept 301-OPERATING COSTS							
271-301-727	SUPPLIES	11,329.44	13,500.00	13,500.00	827.06	827.06	6.13
271-301-742	CIRCULATING,REF MATERIALS&PROC	26,500.24	29,500.00	29,500.00	1,539.04	1,539.04	5.22
271-301-743	SERVICE/PROGRAM SUPPLIES	12,120.17	12,000.00	12,000.00	256.62	256.62	2.14
271-301-745	MeL Delivery	1,398.00	1,600.00	1,600.00	0.00	0.00	0.00
271-301-807	MEMBERSHIP DUES	219.00	400.00	400.00	0.00	0.00	0.00
271-301-826	ADMINISTRATION FEE	11,060.00	11,500.00	11,500.00	0.00	0.00	0.00
271-301-850	COMMUNICATION	6,110.62	6,500.00	6,500.00	255.00	255.00	3.92
271-301-851	POSTAGE	244.35	800.00	800.00	0.00	0.00	0.00
271-301-900	PRINTING & PUBLICATIONS	1,389.34	3,200.00	3,200.00	46.42	46.42	1.45
271-301-910	INSURANCE & BONDS	19,680.00	12,000.00	12,000.00	0.00	0.00	0.00

GL NUMBER	DESCRIPTION	END BALANCE 06/30/2017	2017-18 ORIGINAL BUDGET	2017-18 AMENDED BUDGET	YTD BALANCE 07/31/2017	ACTIVITY FOR MONTH 07/31/17	% BDGT USED
Fund 271 - LIBRARY FUND							
Expenditures							
271-301-920	UTILITIES	5,672.77	8,000.00	8,000.00	407.19	407.19	5.09
271-301-930	REPAIRS & MAINTENANCE	11,905.14	18,000.00	18,000.00	779.94	779.94	4.33
271-301-938	CHARGEBACKS - PRIOR TAX YEARS	324.83	1,500.00	1,500.00	168.43	168.43	11.23
271-301-940	RENTAL EQUIPMENT	3,085.99	3,600.00	3,600.00	265.67	265.67	7.38
271-301-956	MISCELLANEOUS	283.58	4,000.00	4,000.00	0.00	0.00	0.00
Total Dept 301-OPERATING COSTS		111,323.47	126,100.00	126,100.00	4,545.37	4,545.37	3.60
Dept 900-CAPITAL OUTLAY							
271-900-913	CONSTRUCTION COSTS	969.83	0.00	0.00	0.00	0.00	0.00
271-900-915	TECH COSTS	1,378.44	0.00	0.00	0.00	0.00	0.00
271-900-972	COMPUTER	2,662.70	11,000.00	11,000.00	1,507.99	1,507.99	13.71
Total Dept 900-CAPITAL OUTLAY		5,010.97	11,000.00	11,000.00	1,507.99	1,507.99	13.71
Dept 905-DEBT SERVICE							
271-905-991	DEBT SERVICE - PRINCIPAL	3,214.00	3,214.00	3,214.00	0.00	0.00	0.00
Total Dept 905-DEBT SERVICE		3,214.00	3,214.00	3,214.00	0.00	0.00	0.00
Dept 999-TRANSFERS OUT							
271-999-999	TRANSFERS OUT	150,000.00	60,000.00	60,000.00	0.00	0.00	0.00
Total Dept 999-TRANSFERS OUT		150,000.00	60,000.00	60,000.00	0.00	0.00	0.00
TOTAL EXPENDITURES		565,954.99	526,010.00	526,010.00	34,670.86	34,670.86	6.59
Fund 271 - LIBRARY FUND:							
TOTAL REVENUES		566,883.30	549,841.00	549,841.00	3,620.45	3,620.45	0.66
TOTAL EXPENDITURES		565,954.99	526,010.00	526,010.00	34,670.86	34,670.86	6.59
NET OF REVENUES & EXPENDITURES		928.31	23,831.00	23,831.00	(31,050.41)	(31,050.41)	130.29

GL NUMBER	DESCRIPTION	END BALANCE 06/30/2017	2017-18 ORIGINAL BUDGET	2017-18 AMENDED BUDGET	YTD BALANCE 07/31/2017	ACTIVITY FOR MONTH 07/31/17	% BDGT USED
Fund 287 - BUILDING DEPARTMENT FUND							
Revenues							
Dept 000							
287-000-484	BUILDING PLAN REVIEW FEES	8,149.00	6,960.00	6,960.00	462.00	462.00	6.64
287-000-485	BUILDING PERMIT FEES	118,052.00	72,870.00	72,870.00	1,609.00	1,609.00	2.21
287-000-486	CONTRACTOR'S REGISTRATION	2,700.00	2,500.00	2,500.00	210.00	210.00	8.40
287-000-488	TRADE PERMIT FEES	42,480.00	45,730.00	45,730.00	3,240.00	3,240.00	7.09
287-000-626	COPY & FOIA INCOME	130.09	0.00	0.00	0.00	0.00	0.00
Total Dept 000		171,511.09	128,060.00	128,060.00	5,521.00	5,521.00	4.31
TOTAL REVENUES		171,511.09	128,060.00	128,060.00	5,521.00	5,521.00	4.31
Expenditures							
Dept 226-PERSONNEL							
287-226-703	SALARIES	0.00	20,800.00	20,800.00	0.00	0.00	0.00
287-226-715	SOCIAL SECURITY	0.00	1,591.00	1,591.00	0.00	0.00	0.00
287-226-731	WORKERS COMP INSURANCE	480.00	491.00	491.00	0.00	0.00	0.00
287-226-927	ALLOCATE TO DEPARTMENTS	38,279.00	38,519.00	38,519.00	0.00	0.00	0.00
Total Dept 226-PERSONNEL		38,759.00	61,401.00	61,401.00	0.00	0.00	0.00
Dept 261-GOVERNMENT SHARED SERVICES							
287-261-725	BUILDING INSPECTIONS	22,064.91	27,163.00	27,163.00	2,070.00	2,070.00	7.62
287-261-737	PLAN REVIEW	0.00	5,800.00	5,800.00	0.00	0.00	0.00
287-261-738	MISC BUILDING ADMINISTRATION	0.00	3,000.00	3,000.00	0.00	0.00	0.00
Total Dept 261-GOVERNMENT SHARED SERVICES		22,064.91	35,963.00	35,963.00	2,070.00	2,070.00	5.76
Dept 270-LEGAL/PROFESSIONAL							
287-270-722	CONTROLLER	2,309.86	2,519.00	2,519.00	0.00	0.00	0.00
287-270-802	AUDIT FEES	900.00	900.00	900.00	0.00	0.00	0.00
287-270-823	ZONING ADMINISTRATION	778.50	1,000.00	1,000.00	0.00	0.00	0.00
Total Dept 270-LEGAL/PROFESSIONAL		3,988.36	4,419.00	4,419.00	0.00	0.00	0.00
Dept 301-OPERATING COSTS							
287-301-725	ELECTRIC, PLUMB & MECH INSPECTIONS	19,710.00	23,994.00	23,994.00	2,295.00	2,295.00	9.56
287-301-727	SUPPLIES	41.71	500.00	500.00	139.98	139.98	28.00
287-301-850	COMMUNICATION	439.88	450.00	450.00	39.99	39.99	8.89
287-301-910	INSURANCE & BONDS	600.00	900.00	900.00	0.00	0.00	0.00
287-301-927	ALLOCATE TO DEPARTMENTS	2,329.00	4,200.00	4,200.00	0.00	0.00	0.00
Total Dept 301-OPERATING COSTS		23,120.59	30,044.00	30,044.00	2,474.97	2,474.97	8.24
TOTAL EXPENDITURES		87,932.86	131,827.00	131,827.00	4,544.97	4,544.97	3.45
Fund 287 - BUILDING DEPARTMENT FUND:							
TOTAL REVENUES		171,511.09	128,060.00	128,060.00	5,521.00	5,521.00	4.31
TOTAL EXPENDITURES		87,932.86	131,827.00	131,827.00	4,544.97	4,544.97	3.45

GL NUMBER	DESCRIPTION	END BALANCE 06/30/2017	2017-18 ORIGINAL BUDGET	2017-18 AMENDED BUDGET	YTD BALANCE 07/31/2017	ACTIVITY FOR MONTH 07/31/17	% BDGT USED
Fund 287 - BUILDING DEPARTMENT FUND							
NET OF REVENUES & EXPENDITURES		83,578.23	(3,767.00)	(3,767.00)	976.03	976.03	25.91

GL NUMBER	DESCRIPTION	END BALANCE 06/30/2017	2017-18 ORIGINAL BUDGET	2017-18 AMENDED BUDGET	YTD BALANCE 07/31/2017	ACTIVITY FOR MONTH 07/31/17	% BDGT USED
Fund 369 - BLDG AUTH DEBT FUND							
Revenues							
Dept 000							
369-000-685	FUNDS XFER FOR 3.5 BOND PMT	254,085.76	276,354.00	276,354.00	0.00	0.00	0.00
Total Dept 000		254,085.76	276,354.00	276,354.00	0.00	0.00	0.00
TOTAL REVENUES		254,085.76	276,354.00	276,354.00	0.00	0.00	0.00
Expenditures							
Dept 905-DEBT SERVICE							
369-905-942	3 M BOND BLDG AUTH	215,296.50	236,404.00	236,404.00	0.00	0.00	0.00
369-905-987	INTEREST 3 M BOND	38,789.26	39,950.00	39,950.00	0.00	0.00	0.00
Total Dept 905-DEBT SERVICE		254,085.76	276,354.00	276,354.00	0.00	0.00	0.00
TOTAL EXPENDITURES		254,085.76	276,354.00	276,354.00	0.00	0.00	0.00
Fund 369 - BLDG AUTH DEBT FUND:							
TOTAL REVENUES		254,085.76	276,354.00	276,354.00	0.00	0.00	0.00
TOTAL EXPENDITURES		254,085.76	276,354.00	276,354.00	0.00	0.00	0.00
NET OF REVENUES & EXPENDITURES		0.00	0.00	0.00	0.00	0.00	0.00

GL NUMBER	DESCRIPTION	END BALANCE 06/30/2017	2017-18 ORIGINAL BUDGET	2017-18 AMENDED BUDGET	YTD BALANCE 07/31/2017	ACTIVITY FOR MONTH 07/31/17	% BDGT USED
Fund 370 - PUBLIC SAFETY BLDG DEBT FD							
Revenues							
Dept 000							
370-000-402	CURRENT PROPERTY TAX	264,427.70	279,728.00	279,728.00	0.00	0.00	0.00
370-000-445	PENALTY & INTEREST ON TAXES	88.51	100.00	100.00	0.00	0.00	0.00
370-000-588	CONTRIBUTION OTHER FUND(S)	95,199.67	140,000.00	140,000.00	0.00	0.00	0.00
Total Dept 000		359,715.88	419,828.00	419,828.00	0.00	0.00	0.00
TOTAL REVENUES		359,715.88	419,828.00	419,828.00	0.00	0.00	0.00
Expenditures							
Dept 301-OPERATING COSTS							
370-301-727	SUPPLIES	1,057.18	1,500.00	1,500.00	0.00	0.00	0.00
370-301-816	GROUNDS/CLEANG/JANITORL SERVIC	7,526.87	12,000.00	12,000.00	2,415.00	2,415.00	20.13
370-301-818	CONTRACTUAL SERVICES	6,727.90	10,000.00	10,000.00	261.00	261.00	2.61
370-301-850	COMMUNICATION	5,736.34	7,000.00	7,000.00	423.05	423.05	6.04
370-301-910	INSURANCE & BONDS	7,462.00	7,795.00	7,795.00	0.00	0.00	0.00
370-301-920	UTILITIES	56,783.35	68,000.00	68,000.00	4,058.11	4,058.11	5.97
370-301-930	REPAIRS & MAINTENANCE	14,423.42	30,000.00	30,000.00	1,329.92	1,329.92	4.43
370-301-938	CHARGEBACKS - PRIOR TAX YEARS	213.12	2,000.00	2,000.00	0.00	0.00	0.00
Total Dept 301-OPERATING COSTS		99,930.18	138,295.00	138,295.00	8,487.08	8,487.08	6.14
Dept 905-DEBT SERVICE							
370-905-945	3.8 M PSB BOND	230,000.00	250,000.00	250,000.00	0.00	0.00	0.00
370-905-994	INTEREST 3.8 BOND PSB	35,164.15	29,728.00	29,728.00	0.00	0.00	0.00
Total Dept 905-DEBT SERVICE		265,164.15	279,728.00	279,728.00	0.00	0.00	0.00
TOTAL EXPENDITURES		365,094.33	418,023.00	418,023.00	8,487.08	8,487.08	2.03
Fund 370 - PUBLIC SAFETY BLDG DEBT FD:							
TOTAL REVENUES		359,715.88	419,828.00	419,828.00	0.00	0.00	0.00
TOTAL EXPENDITURES		365,094.33	418,023.00	418,023.00	8,487.08	8,487.08	2.03
NET OF REVENUES & EXPENDITURES		(5,378.45)	1,805.00	1,805.00	(8,487.08)	(8,487.08)	470.20

GL NUMBER	DESCRIPTION	END BALANCE 06/30/2017	2017-18 ORIGINAL BUDGET	2017-18 AMENDED BUDGET	YTD BALANCE 07/31/2017	ACTIVITY FOR MONTH 07/31/17	% BDGT USED
Fund 405 - LIBRARY CAPITAL OUTLAY FUND							
Revenues							
Dept 960-TRANSFERS IN							
405-960-935	TRANSFER IN	150,000.00	60,000.00	60,000.00	0.00	0.00	0.00
Total Dept 960-TRANSFERS IN		150,000.00	60,000.00	60,000.00	0.00	0.00	0.00
TOTAL REVENUES		150,000.00	60,000.00	60,000.00	0.00	0.00	0.00
Expenditures							
Dept 900-CAPITAL OUTLAY							
405-900-913	CONSTRUCTION COSTS	(245.04)	3,000.00	3,000.00	3,839.50	3,839.50	127.98
405-900-915	TECH COSTS	0.00	15,000.00	15,000.00	0.00	0.00	0.00
405-900-918	OTHER LIBRARY COSTS	25,195.69	0.00	0.00	0.00	0.00	0.00
405-900-972	COMPUTER	37.50	0.00	0.00	0.00	0.00	0.00
Total Dept 900-CAPITAL OUTLAY		24,988.15	18,000.00	18,000.00	3,839.50	3,839.50	21.33
TOTAL EXPENDITURES		24,988.15	18,000.00	18,000.00	3,839.50	3,839.50	21.33
Fund 405 - LIBRARY CAPITAL OUTLAY FUND:							
TOTAL REVENUES		150,000.00	60,000.00	60,000.00	0.00	0.00	0.00
TOTAL EXPENDITURES		24,988.15	18,000.00	18,000.00	3,839.50	3,839.50	21.33
NET OF REVENUES & EXPENDITURES		125,011.85	42,000.00	42,000.00	(3,839.50)	(3,839.50)	9.14

GL NUMBER	DESCRIPTION	END BALANCE 06/30/2017	2017-18 ORIGINAL BUDGET	2017-18 AMENDED BUDGET	YTD BALANCE 07/31/2017	ACTIVITY FOR MONTH 07/31/17	% BDGT USED
Fund 571 - WASTEWATER TREATMENT FUND							
Revenues							
Dept 000							
571-000-445	PENALTY & INTEREST ON TAXES	5.06	0.00	0.00	0.00	0.00	0.00
571-000-500	TAP-IN FEES	28,400.00	0.00	0.00	0.00	0.00	0.00
571-000-651	USAGE FEES	1,132,509.50	1,365,000.00	1,365,000.00	0.00	0.00	0.00
571-000-665	INTEREST INCOME	1,410.59	1,500.00	1,500.00	0.00	0.00	0.00
571-000-671	REIMBURSEMENT/OTHER INCOME	5,584.29	1,800.00	1,800.00	120.95	120.95	6.72
571-000-672	SAD INTEREST	54.68	45.00	45.00	0.00	0.00	0.00
Total Dept 000		1,167,964.12	1,368,345.00	1,368,345.00	120.95	120.95	0.01
TOTAL REVENUES		1,167,964.12	1,368,345.00	1,368,345.00	120.95	120.95	0.01
Expenditures							
Dept 226-PERSONNEL							
571-226-701	SALARIES	75,252.33	64,890.00	64,890.00	4,918.28	4,918.28	7.58
571-226-702	SALARIES	201,352.80	197,501.00	197,501.00	13,890.71	13,890.71	7.03
571-226-711	SALARIES-OVERTIME	5,578.67	18,540.00	18,540.00	658.65	658.65	3.55
571-226-715	SOCIAL SECURITY	21,444.66	22,310.00	22,310.00	1,499.21	1,499.21	6.72
571-226-716	HOSPITALIZATION	100,918.21	100,055.00	100,055.00	6,273.74	6,273.74	6.27
571-226-717	LIFE/DISB. INSURANCE	2,929.05	3,447.00	3,447.00	0.00	0.00	0.00
571-226-718	PENSION	25,198.50	28,093.00	28,093.00	1,563.56	1,563.56	5.57
571-226-731	WORKERS COMP INSURANCE	5,898.70	6,616.00	6,616.00	0.00	0.00	0.00
571-226-957	TRAINING & DEVELOPMENT	630.00	3,500.00	3,500.00	0.00	0.00	0.00
Total Dept 226-PERSONNEL		439,202.92	444,952.00	444,952.00	28,804.15	28,804.15	6.47
Dept 270-LEGAL/PROFESSIONAL							
571-270-722	CONTROLLER	16,169.02	17,633.00	17,633.00	0.00	0.00	0.00
571-270-802	AUDIT FEES	6,300.00	6,300.00	6,300.00	0.00	0.00	0.00
571-270-803	LEGAL	0.00	500.00	500.00	0.00	0.00	0.00
571-270-806	ENGINEER	12,079.32	30,000.00	30,000.00	12,244.35	12,244.35	40.81
Total Dept 270-LEGAL/PROFESSIONAL		34,548.34	54,433.00	54,433.00	12,244.35	12,244.35	22.49
Dept 301-OPERATING COSTS							
571-301-727	SUPPLIES	1,562.79	2,500.00	2,500.00	17.11	17.11	0.68
571-301-740	OPERATING SUPPLIES	44,683.46	55,000.00	55,000.00	6,837.93	6,837.93	12.43
571-301-741	UNIFORMS/GEAR & ALLOWANCE	2,413.26	3,000.00	3,000.00	153.68	153.68	5.12
571-301-807	MEMBERSHIP DUES	0.00	1,000.00	1,000.00	0.00	0.00	0.00
571-301-817	LAB & TESTING	3,874.00	7,000.00	7,000.00	855.00	855.00	12.21
571-301-819	COLLECTION SYS ANNUAL MAINT	34,438.90	55,000.00	55,000.00	7,295.87	7,295.87	13.27
571-301-825	SEWER ADMINISTRATION FEES	37,500.00	37,500.00	37,500.00	0.00	0.00	0.00
571-301-850	COMMUNICATION	4,945.81	6,000.00	6,000.00	439.93	439.93	7.33
571-301-851	POSTAGE	3,570.32	3,000.00	3,000.00	0.00	0.00	0.00
571-301-900	PRINTING & PUBLICATIONS	15.00	200.00	200.00	0.00	0.00	0.00
571-301-910	INSURANCE & BONDS	24,272.00	25,350.00	25,350.00	0.00	0.00	0.00
571-301-920	UTILITIES	97,877.63	100,000.00	100,000.00	13,674.03	13,674.03	13.67
571-301-930	REPAIRS & MAINTENANCE	71,133.71	110,000.00	110,000.00	1,425.86	1,425.86	1.30
571-301-940	RENTAL EQUIPMENT	1,246.80	1,000.00	1,000.00	131.22	131.22	13.12
571-301-950	LAND LEASING	0.00	260.00	260.00	0.00	0.00	0.00
571-301-968	DEPRECIATION EXPENSE	255,461.00	245,652.00	245,652.00	0.00	0.00	0.00

GL NUMBER	DESCRIPTION	END BALANCE 06/30/2017	2017-18 ORIGINAL BUDGET	2017-18 AMENDED BUDGET	YTD BALANCE 07/31/2017	ACTIVITY FOR MONTH 07/31/17	% BDGT USED
Fund 571 - WASTEWATER TREATMENT FUND							
Expenditures							
Total Dept 301-OPERATING COSTS		582,994.68	652,462.00	652,462.00	30,830.63	30,830.63	4.73
Dept 333-TRANSPORTATION							
571-333-860	FUEL & MILEAGE	4,022.38	7,000.00	7,000.00	0.00	0.00	0.00
571-333-930	REPAIRS & MAINTENANCE	153.84	1,500.00	1,500.00	45.00	45.00	3.00
Total Dept 333-TRANSPORTATION		4,176.22	8,500.00	8,500.00	45.00	45.00	0.53
Dept 528-O & M - BOND & INTEREST							
571-528-954	AGENT FEES	648.13	700.00	700.00	0.00	0.00	0.00
571-528-989	INTEREST 1992 BOND	12,238.76	10,520.00	10,520.00	0.00	0.00	0.00
571-528-995	DEBT SERVICE - INTEREST	10,370.00	0.00	0.00	0.00	0.00	0.00
Total Dept 528-O & M - BOND & INTEREST		23,256.89	11,220.00	11,220.00	0.00	0.00	0.00
Dept 900-CAPITAL OUTLAY							
571-900-970	EQUIPMENT	59,654.00	110,000.00	110,000.00	0.00	0.00	0.00
Total Dept 900-CAPITAL OUTLAY		59,654.00	110,000.00	110,000.00	0.00	0.00	0.00
TOTAL EXPENDITURES		1,143,833.05	1,281,567.00	1,281,567.00	71,924.13	71,924.13	5.61
Fund 571 - WASTEWATER TREATMENT FUND:							
TOTAL REVENUES		1,167,964.12	1,368,345.00	1,368,345.00	120.95	120.95	0.01
TOTAL EXPENDITURES		1,143,833.05	1,281,567.00	1,281,567.00	71,924.13	71,924.13	5.61
NET OF REVENUES & EXPENDITURES		24,131.07	86,778.00	86,778.00	(71,803.18)	(71,803.18)	82.74

GL NUMBER	DESCRIPTION	END BALANCE 06/30/2017	2017-18 ORIGINAL BUDGET	2017-18 AMENDED BUDGET	YTD BALANCE 07/31/2017	ACTIVITY FOR MONTH 07/31/17	% BDGT USED
Fund 703 - TAX FUND							
Revenues							
Dept 253-TREASURER							
703-253-402	CURRENT PROPERTY TAX	14,194,041.56	0.00	0.00	513,318.30	513,318.30	100.00
703-253-445	PENALTY & INTEREST ON TAXES	13,737.26	0.00	0.00	0.00	0.00	0.00
Total Dept 253-TREASURER		14,207,778.82	0.00	0.00	513,318.30	513,318.30	100.00
TOTAL REVENUES		14,207,778.82	0.00	0.00	513,318.30	513,318.30	100.00
Expenditures							
Dept 253-TREASURER							
703-253-962	TAX DISBURSEMENTS	14,194,097.46	0.00	0.00	258,128.85	258,128.85	100.00
703-253-981	TAX INTEREST PMTS	13,681.36	0.00	0.00	0.00	0.00	0.00
Total Dept 253-TREASURER		14,207,778.82	0.00	0.00	258,128.85	258,128.85	100.00
TOTAL EXPENDITURES		14,207,778.82	0.00	0.00	258,128.85	258,128.85	100.00
Fund 703 - TAX FUND:							
TOTAL REVENUES		14,207,778.82	0.00	0.00	513,318.30	513,318.30	100.00
TOTAL EXPENDITURES		14,207,778.82	0.00	0.00	258,128.85	258,128.85	100.00
NET OF REVENUES & EXPENDITURES		0.00	0.00	0.00	255,189.45	255,189.45	100.00

GL NUMBER	DESCRIPTION	END BALANCE 06/30/2017	2017-18 ORIGINAL BUDGET	2017-18 AMENDED BUDGET	YTD BALANCE 07/31/2017	ACTIVITY FOR MONTH 07/31/17	% BDGT USED
Fund 815 - DIST # 5 SEVEN MILE SEWER							
Revenues							
Dept 000							
815-000-665	INTEREST INCOME	177.55	150.00	150.00	0.00	0.00	0.00
815-000-672	SAD INTEREST	7,254.80	6,218.00	6,218.00	169.49	169.49	2.73
Total Dept 000		7,432.35	6,368.00	6,368.00	169.49	169.49	2.66
TOTAL REVENUES		7,432.35	6,368.00	6,368.00	169.49	169.49	2.66
Expenditures							
Dept 301-OPERATING COSTS							
815-301-968	DEPRECIATION EXPENSE	17,519.00	17,519.00	17,519.00	0.00	0.00	0.00
Total Dept 301-OPERATING COSTS		17,519.00	17,519.00	17,519.00	0.00	0.00	0.00
Dept 905-DEBT SERVICE							
815-905-995	DEBT SERVICE - INTEREST	7,153.24	6,220.00	6,220.00	0.00	0.00	0.00
Total Dept 905-DEBT SERVICE		7,153.24	6,220.00	6,220.00	0.00	0.00	0.00
TOTAL EXPENDITURES		24,672.24	23,739.00	23,739.00	0.00	0.00	0.00
Fund 815 - DIST # 5 SEVEN MILE SEWER:							
TOTAL REVENUES		7,432.35	6,368.00	6,368.00	169.49	169.49	2.66
TOTAL EXPENDITURES		24,672.24	23,739.00	23,739.00	0.00	0.00	0.00
NET OF REVENUES & EXPENDITURES		(17,239.89)	(17,371.00)	(17,371.00)	169.49	169.49	0.98

GL NUMBER	DESCRIPTION	END BALANCE 06/30/2017	2017-18 ORIGINAL BUDGET	2017-18 AMENDED BUDGET	YTD BALANCE 07/31/2017	ACTIVITY FOR MONTH 07/31/17	% BDGT USED
Fund 825 - WHITMORE LAKE SEWER DISTRICT							
Revenues							
Dept 000							
825-000-445	PENALTY & INTEREST ON TAXES	55.90	0.00	0.00	0.00	0.00	0.00
825-000-672	SAD INTEREST	38,000.02	36,000.00	36,000.00	0.00	0.00	0.00
Total Dept 000		38,055.92	36,000.00	36,000.00	0.00	0.00	0.00
TOTAL REVENUES		38,055.92	36,000.00	36,000.00	0.00	0.00	0.00
Expenditures							
Dept 301-OPERATING COSTS							
825-301-968	DEPRECIATION EXPENSE	12,000.00	12,000.00	12,000.00	0.00	0.00	0.00
Total Dept 301-OPERATING COSTS		12,000.00	12,000.00	12,000.00	0.00	0.00	0.00
Dept 905-DEBT SERVICE							
825-905-954	AGENT FEES	500.00	500.00	500.00	0.00	0.00	0.00
825-905-986	INTEREST EXPENSE - WL SAD BOND	26,137.03	22,394.00	22,394.00	0.00	0.00	0.00
Total Dept 905-DEBT SERVICE		26,637.03	22,894.00	22,894.00	0.00	0.00	0.00
TOTAL EXPENDITURES		38,637.03	34,894.00	34,894.00	0.00	0.00	0.00
Fund 825 - WHITMORE LAKE SEWER DISTRICT:							
TOTAL REVENUES		38,055.92	36,000.00	36,000.00	0.00	0.00	0.00
TOTAL EXPENDITURES		38,637.03	34,894.00	34,894.00	0.00	0.00	0.00
NET OF REVENUES & EXPENDITURES		(581.11)	1,106.00	1,106.00	0.00	0.00	0.00

GL NUMBER	DESCRIPTION	END BALANCE 06/30/2017	2017-18 ORIGINAL BUDGET	2017-18 AMENDED BUDGET	YTD BALANCE 07/31/2017	ACTIVITY FOR MONTH 07/31/17	% BDGT USED
Fund 883 - DISTRICT #3 HORSESHOE LAKE							
Expenditures							
Dept 301-OPERATING COSTS							
883-301-924	SAD REFUNDS	(1,585.44)	0.00	0.00	0.00	0.00	0.00
Total Dept 301-OPERATING COSTS		(1,585.44)	0.00	0.00	0.00	0.00	0.00
TOTAL EXPENDITURES		(1,585.44)	0.00	0.00	0.00	0.00	0.00
Fund 883 - DISTRICT #3 HORSESHOE LAKE:							
TOTAL REVENUES		0.00	0.00	0.00	0.00	0.00	0.00
TOTAL EXPENDITURES		(1,585.44)	0.00	0.00	0.00	0.00	0.00
NET OF REVENUES & EXPENDITURES		1,585.44	0.00	0.00	0.00	0.00	0.00

GL NUMBER	DESCRIPTION	END BALANCE 06/30/2017	2017-18 ORIGINAL BUDGET	2017-18 AMENDED BUDGET	YTD BALANCE 07/31/2017	ACTIVITY FOR MONTH 07/31/17	% BDGT USED
Fund 890 - N.T. SEWER DISTRICT							
Revenues							
Dept 000							
890-000-665	INTEREST INCOME	877.92	750.00	750.00	0.00	0.00	0.00
890-000-672	SAD INTEREST	27,259.06	17,902.00	17,902.00	0.00	0.00	0.00
Total Dept 000		28,136.98	18,652.00	18,652.00	0.00	0.00	0.00
TOTAL REVENUES		28,136.98	18,652.00	18,652.00	0.00	0.00	0.00
Expenditures							
Dept 301-OPERATING COSTS							
890-301-968	DEPRECIATION EXPENSE	74,187.00	74,187.00	74,187.00	0.00	0.00	0.00
Total Dept 301-OPERATING COSTS		74,187.00	74,187.00	74,187.00	0.00	0.00	0.00
Dept 905-DEBT SERVICE							
890-905-954	AGENT FEES	414.37	0.00	0.00	0.00	0.00	0.00
890-905-998	INTEREST NT BOND	6,630.00	0.00	0.00	0.00	0.00	0.00
Total Dept 905-DEBT SERVICE		7,044.37	0.00	0.00	0.00	0.00	0.00
TOTAL EXPENDITURES		81,231.37	74,187.00	74,187.00	0.00	0.00	0.00
Fund 890 - N.T. SEWER DISTRICT:							
TOTAL REVENUES		28,136.98	18,652.00	18,652.00	0.00	0.00	0.00
TOTAL EXPENDITURES		81,231.37	74,187.00	74,187.00	0.00	0.00	0.00
NET OF REVENUES & EXPENDITURES		(53,094.39)	(55,535.00)	(55,535.00)	0.00	0.00	0.00
TOTAL REVENUES - ALL FUNDS		21,144,312.94	7,085,646.00	7,085,646.00	552,251.35	552,251.35	7.79
TOTAL EXPENDITURES - ALL FUNDS		21,400,466.64	7,319,962.00	7,297,322.00	853,674.55	853,674.55	11.70
NET OF REVENUES & EXPENDITURES		(256,153.70)	(234,316.00)	(211,676.00)	(301,423.20)	(301,423.20)	142.40

NORTHFIELD TOWNSHIP
GENERAL FUND
Revenues Projected vs. Received
July 31, 2017 YTD

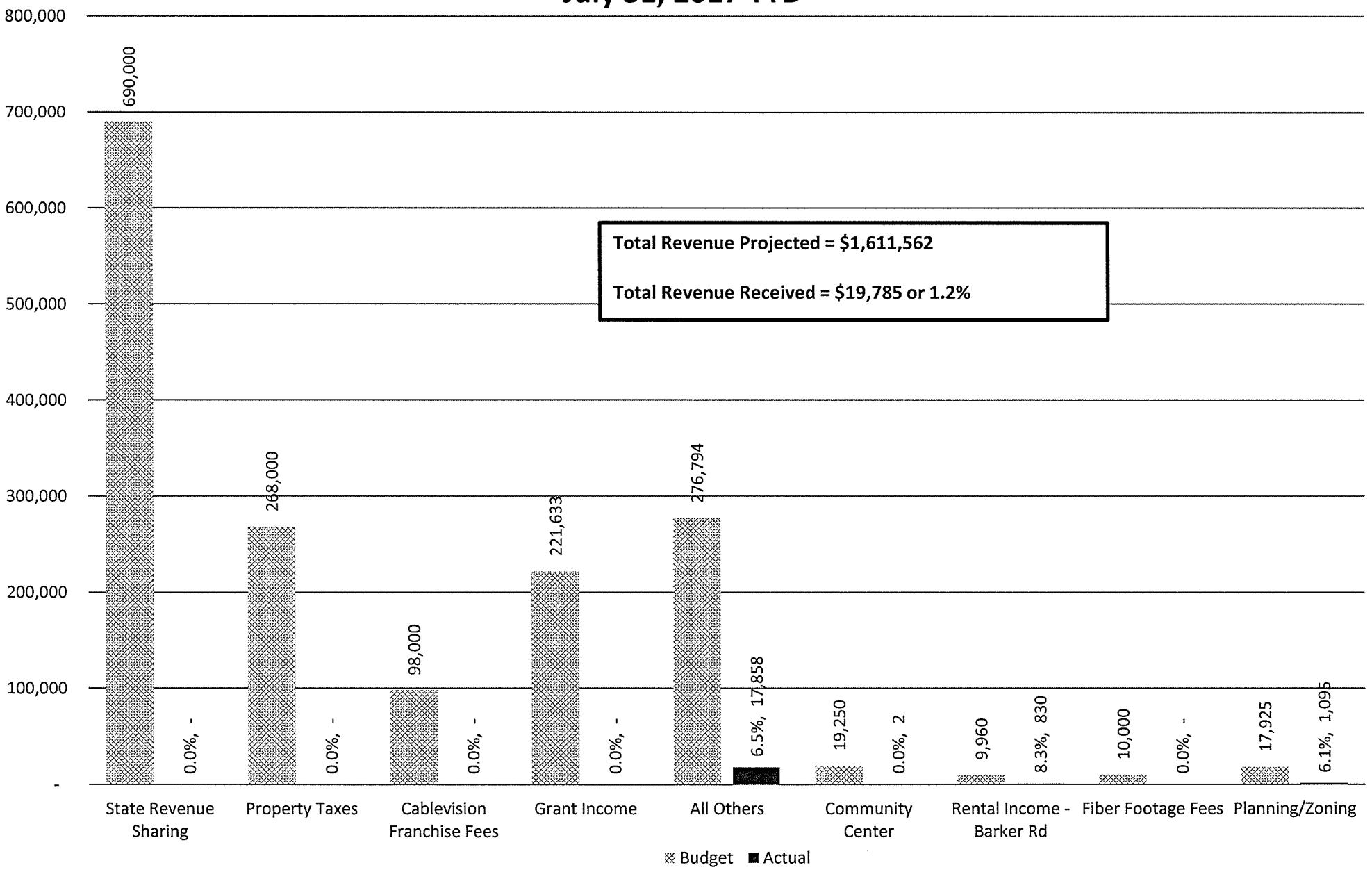

NORTHFIELD TOWNSHIP
GENERAL FUND
Amended Expenditures Projected vs. Incurred
July 31, 2017 YTD

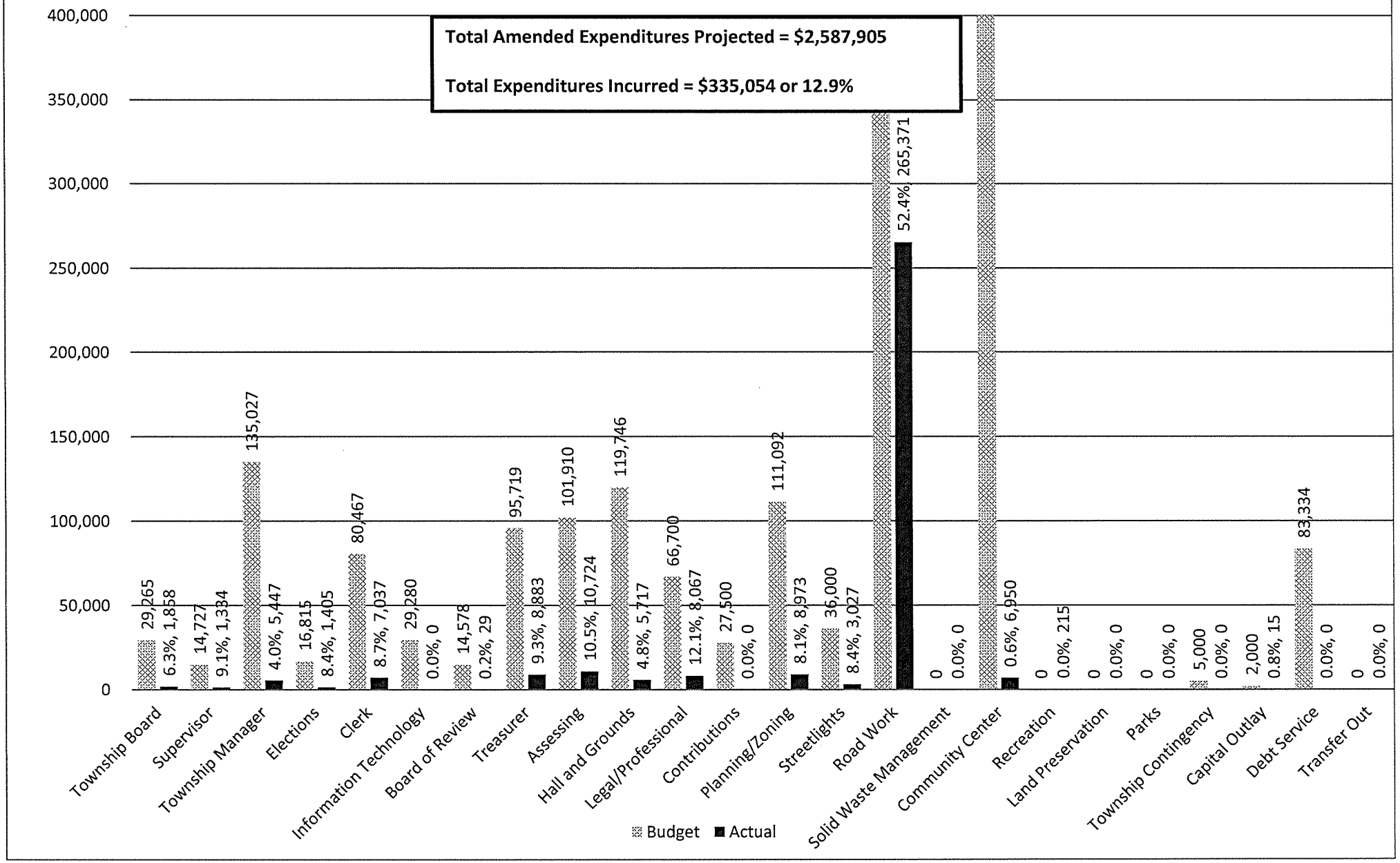

NORTHFIELD TOWNSHIP
POLICE FUND
Amended Revenues Projected vs. Received
July 31, 2017 YTD

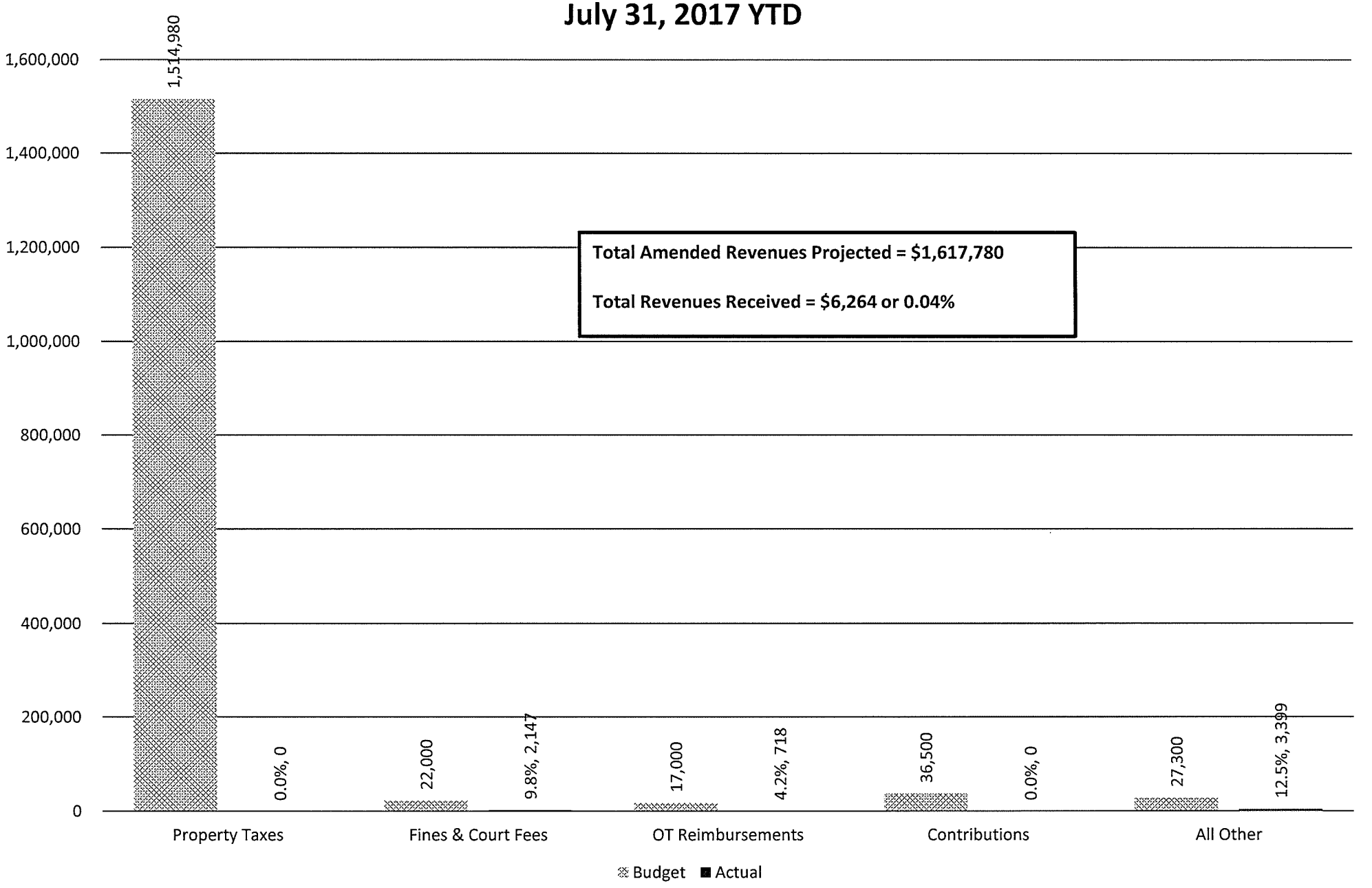

NORTHFIELD TOWNSHIP
POLICE FUND
Amended Expenditures Projected vs. Incurred
July 31, 2017 YTD

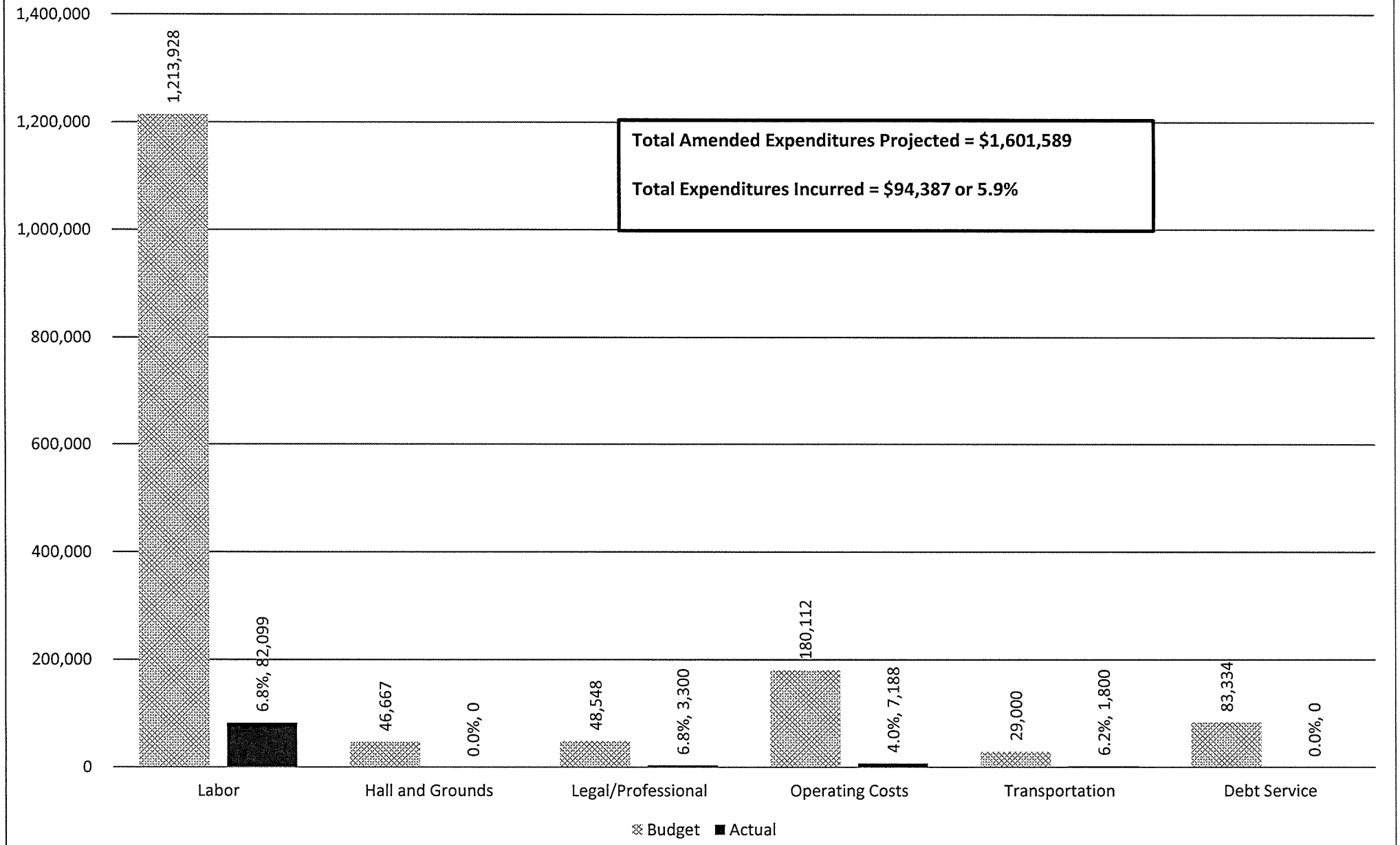

NORTHFIELD TOWNSHIP
FIRE/MEDICAL RESCUE FUND
Amended Revenues Projected vs. Received
July 31, 2017 YTD

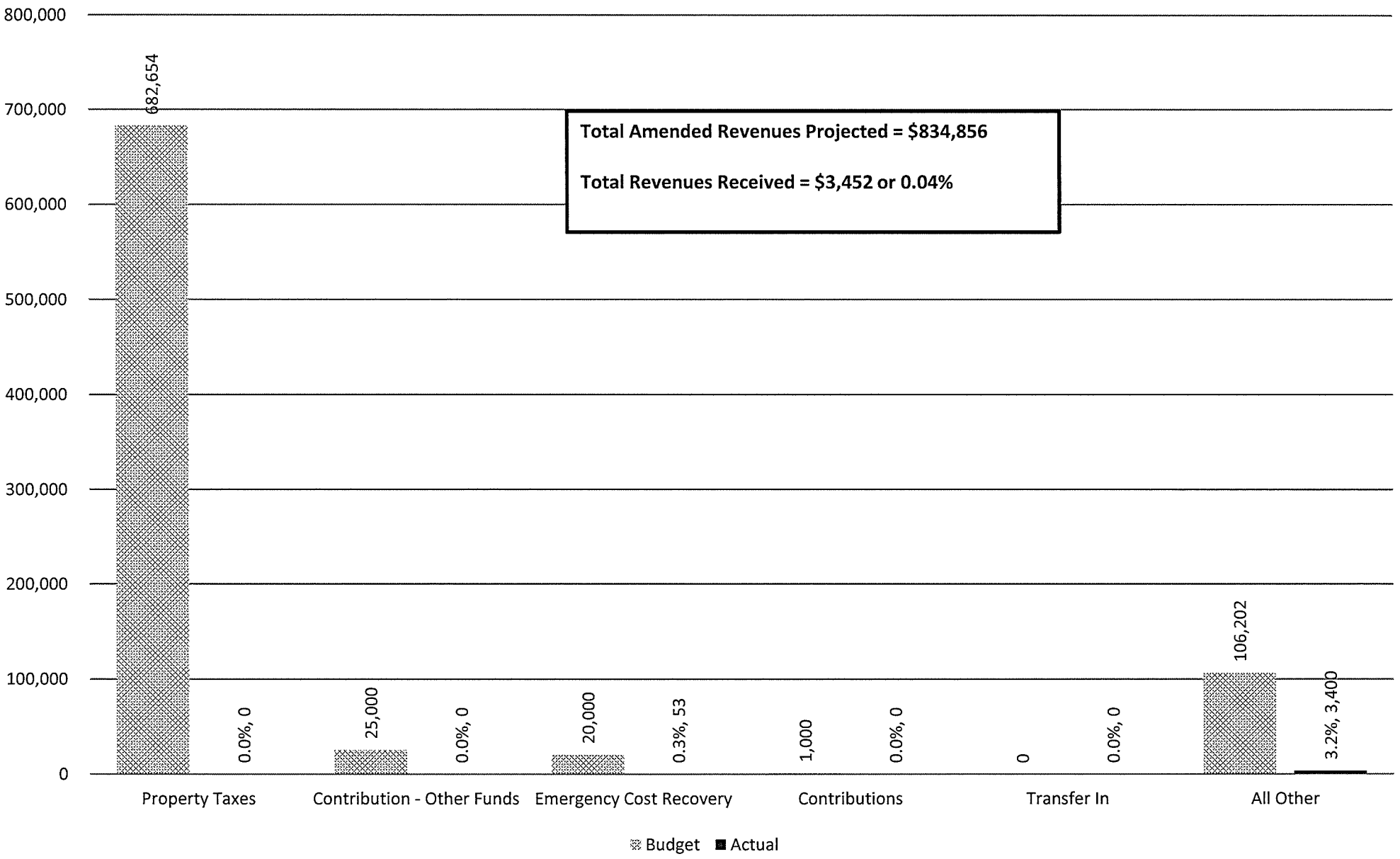

NORTHFIELD TOWNSHIP
FIRE/MEDICAL RESCUE FUND
Amended Expenditures Projected vs. Incurred
July 31, 2017 YTD

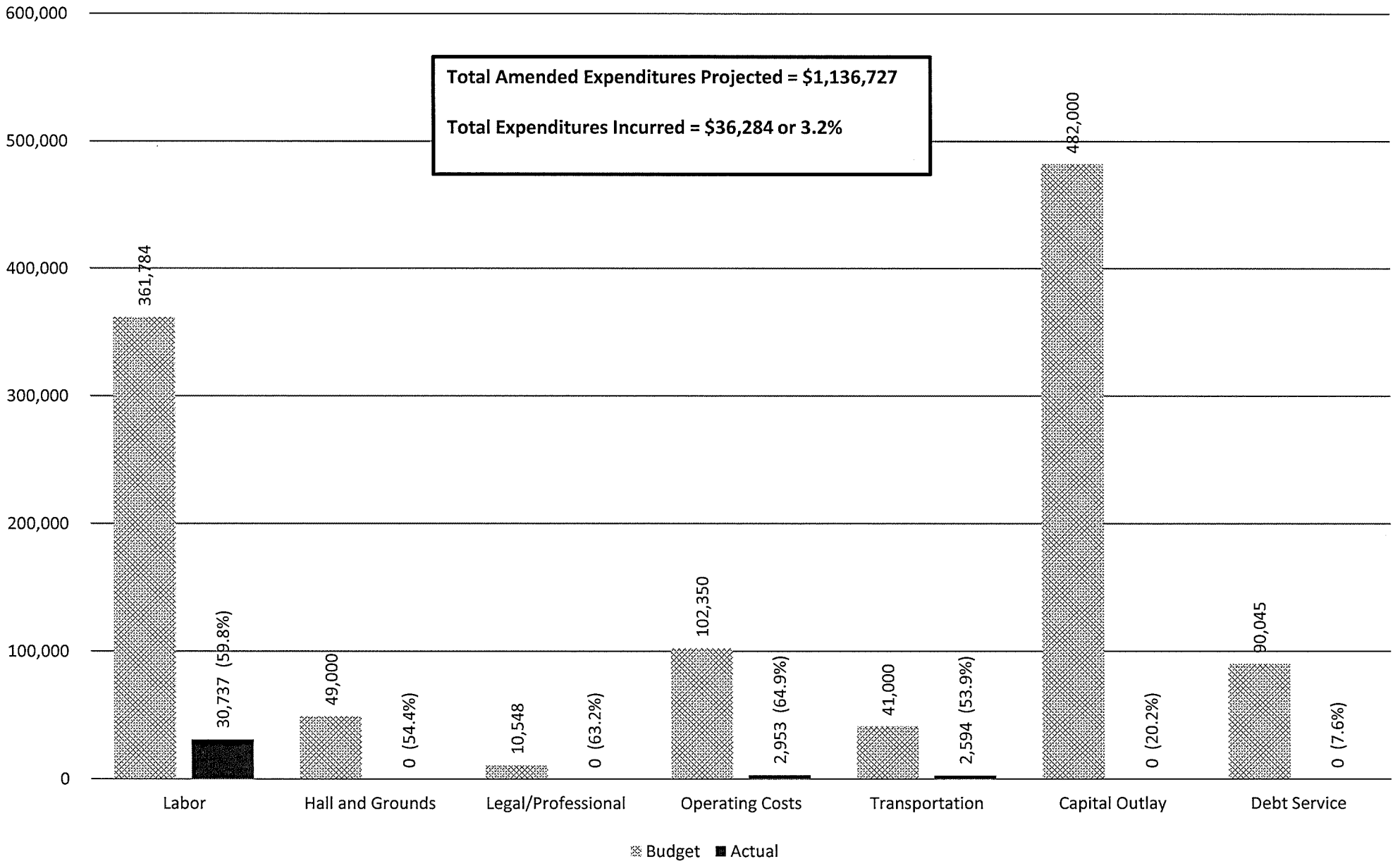

NORTHFIELD TOWNSHIP
WWTP FUND
Revenues Projected vs. Received
July 31, 2017 YTD

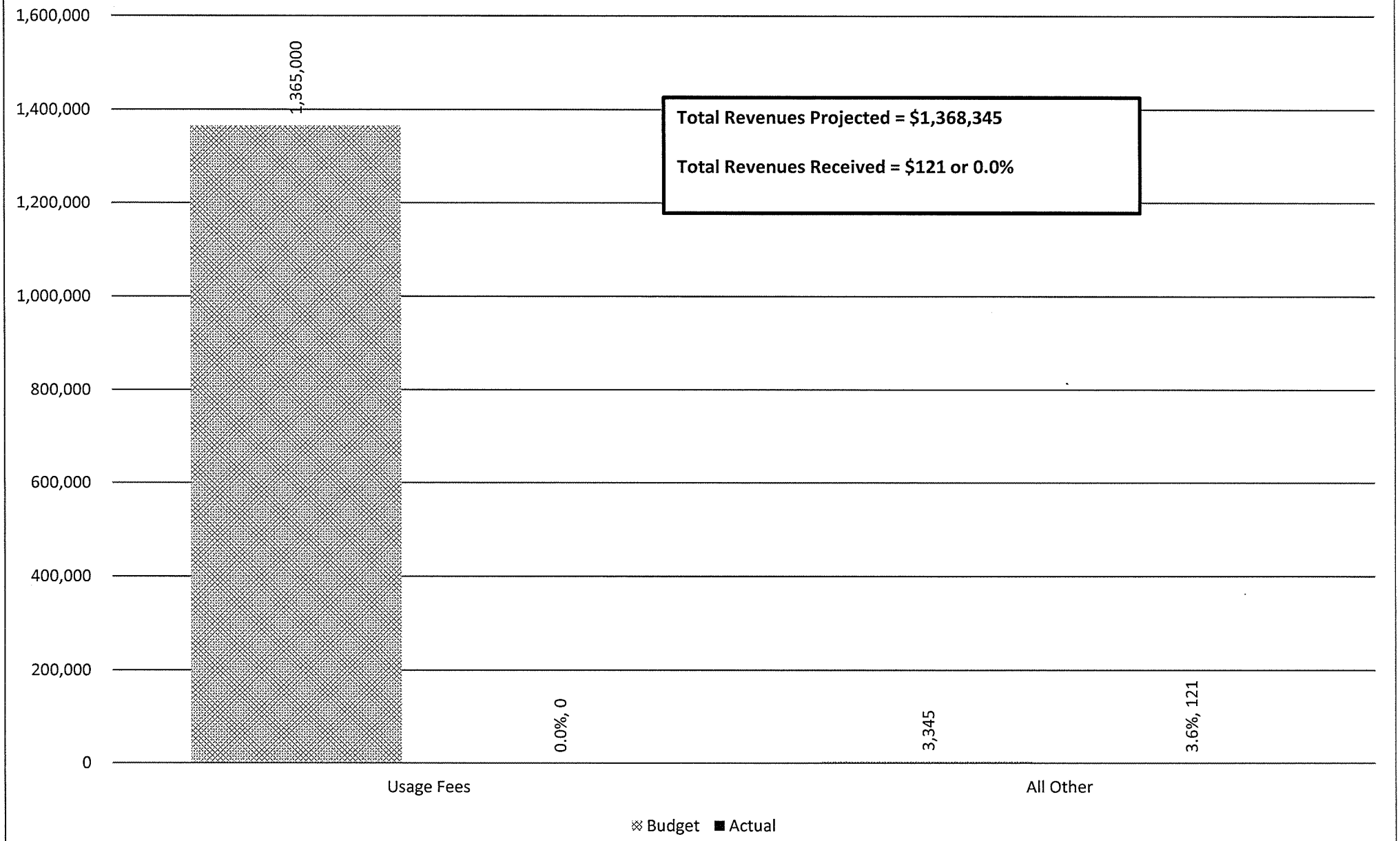

NORTHFIELD TOWNSHIP
WWTP FUND
Amended Expenditures Projected vs. Incurred
July 31, 2017 YTD

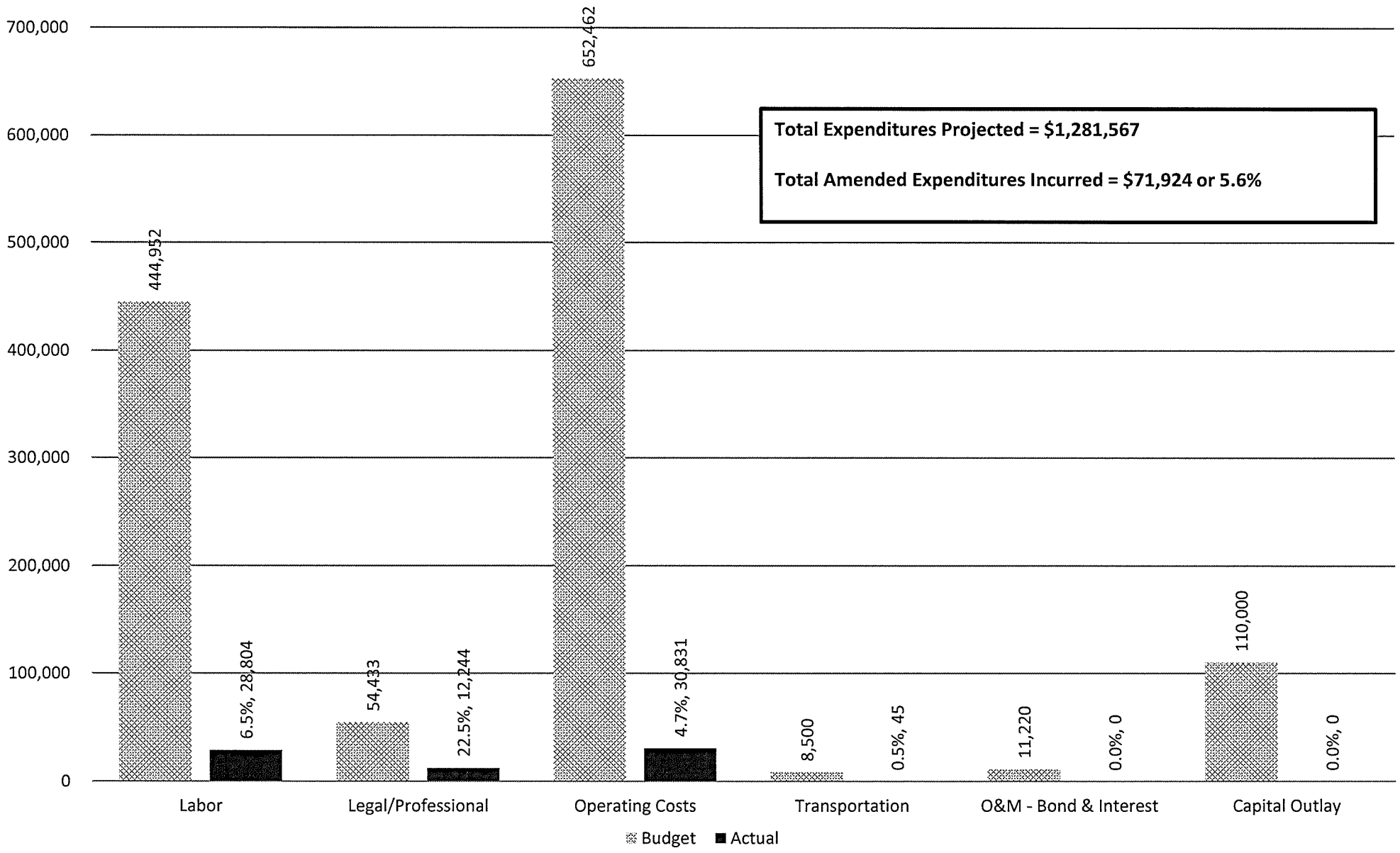

GENERAL FUND
July, 2017

Revenues

	Budget	Actual	% of Budget Used
State Revenue Sharing	690,000	-	0.0%
Property Taxes	268,000	-	0.0%
Cablevision Franchise Fees	98,000	-	0.0%
Grant Income	221,633	-	0.0%
All Others	276,794	17,858	6.5%
Community Center	19,250	2	0.0%
Rental Income - Barker Rd	9,960	830	8.3%
Fiber Footage Fees	10,000	-	0.0%
Planning/Zoning	17,925	1,095	6.1%
	1,611,562	19,785	1.2%

Expenditures

	Budget	Actual	
Township Board	29,265	1,858	6.3%
Supervisor	14,727	1,334	9.1%
Township Manager	135,027,	5,447	4.0%
Elections	16,815	1,405	8.4%
Clerk	80,467	7,037	8.7%
Information Technology	29,280	0	0.0%
Board of Review	14,578	29	0.2%
Treasurer	95,719	8,883	9.3%
Assessing	101,910	10,724	10.5%
Hall and Grounds	119,746	5,717	4.8%
Legal/Professional	66,700	8,067	12.1%
Contributions	27,500	0	0.0%
Planning/Zoning	111,092	8,973	8.1%
Streetlights	36,000	3,027	8.4%
Road Work	506,163	265,371	52.4%
Solid Waste Management	0	0	0.0%
Community Center	1,112,582	6,950	0.6%
Recreation	0	215	0.0%
Land Preservation	0	0	0.0%
Parks	0	0	0.0%
Township Contingency	5,000	0	0.0%
Capital Outlay	2,000	15	0.8%
Debt Service	83,334	0	0.0%
Transfer Out	0	0	0.0%
	2,587,905	335,054	12.9%

LAW FUND
Revenues

	Budget	Actual	% of Budget Used
Property Taxes	1,514,980	0	0.0%
Fines & Court Fees	22,000	2,147	9.8%
OT Reimbursements	17,000	718	4.2%
Contributions	36,500	0	0.0%
All Other	27,300	3,399	12.5%
	1,617,780	6,264	0.4%

Expenditures

	Budget	Actual	
Labor	1,213,928	82,099	6.8%
Hall and Grounds	46,667	0	0.0%
Legal/Professional	48,548	3,300	6.8%
Operating Costs	180,112	7,188	4.0%
Transportation	29,000	1,800	6.2%
Debt Service	83,334	0	0.0%
	1,601,589	94,387	5.9%

FIRE FUND
Revenues

	Budget	Actual	% of Budget Used
Property Taxes	682,654	0	0.0%
Contribution - Other Funds	25,000	0	0.0%
Emergency Cost Recovery	20,000	53	0.3%
Contributions	1,000	0	0.0%
Transfer In	0	0	0.0%
All Other	106,202	3,400	3.2%
	834,856	3,452	0.4%

Expenditures

	Budget	Actual	
Labor	361,784	30,737	8.5%
Hall and Grounds	49,000	0	0.0%
Legal/Professional	10,548	0	0.0%
Operating Costs	102,350	2,953	2.9%
Transportation	41,000	2,594	6.3%
Capital Outlay	482,000	0	0.0%
Debt Service	90,045	0	0.0%
	1,136,727	36,284	3.2%

WWTP FUND
Revenues

	Budget	Actual	% of Budget Used
Usage Fees	1,365,000	0	0.0%
All Other	3,345	121	3.6%
	1,368,345	121	0.0%

Expenditures

	Budget	Actual	
Labor	444,952	28,804	6.5%
Legal/Professional	54,433	12,244	22.5%
Operating Costs	652,462	30,831	4.7%
Transportation	8,500	45	0.5%
O&M - Bond & Interest	11,220	0	0.0%
Capital Outlay	110,000	0	0.0%
	1,281,567	71,924	5.6%

Fund 101: GENERAL FUND
2017-2018 FISCAL YEAR
AS OF 7/31/17

DESCRIPTION	2014-15 ACTIVITY	2015-16 ACTIVITY	2016-17 AMENDED BUDGET	2016-17 ACTIVITY THRU 06/30/17	2017-18 AMENDED BUDGET	2017-18 ACTIVITY THRU 7/31/17
TOTAL ESTIMATED REVENUES	1,272,648	1,298,501	1,289,475	1,285,797	1,611,562	19,785
TOTAL APPROPRIATIONS	1,271,867	1,245,166	2,026,556	1,913,705	1,587,905	335,054
NET OF REVENUES/APPROPRIATIONS - FUND 101	781	53,335	(737,081)	(627,908)	23,657	(315,268)
BEGINNING FUND BALANCE	1,549,378	1,550,163	1,603,499	1,603,499	975,591	975,591
ENDING FUND BALANCE	1,550,159	1,603,498	866,418	975,591	999,248	660,323
			Fund Bal %	Fund Bal %	Fund Bal %	Fund Bal %
			43%	51%	63%	197%

*Fund Balance % = Ending Fund Balance as a Percentage of Total Appropriations

Fund 369: BUILDING AUTHORITY DEBT FUND
2017-2018 FISCAL YEAR
AS OF 7/31/17

DESCRIPTION	2014-15 ACTIVITY	2015-16 ACTIVITY	2016-17 AMENDED BUDGET	2016-17 ACTIVITY THRU 06/30/17	2017-18 AMENDED BUDGET	2017-18 ACTIVITY THRU 7/31/17
TOTAL ESTIMATED REVENUES	255,662	263,466	254,087	254,086	276,354	-
TOTAL APPROPRIATIONS	255,663	263,466	254,087	254,086	276,354	-
NET OF REVENUES/APPROPRIATIONS - FUND 369	(1)	-	-	-	-	-
BEGINNING FUND BALANCE	-	-	-	-	-	-
ENDING FUND BALANCE	(1)	-	-	-	-	-
			Fund Balance 0%	Fund Balance 0%	Fund Balance 0%	Fund Balance #DIV/0!

*Fund Balance % = Ending Fund Balance as a Percentage of Total Appropriations

Fund 287: BUILDING DEPARTMENT FUND
2017-2018 FISCAL YEAR
AS OF 7/31/17

DESCRIPTION	2014-15 ACTIVITY	2015-16 ACTIVITY	2016-17 AMENDED BUDGET	2016-17 ACTIVITY THRU 06/30/17	2017-18 AMENDED BUDGET	2017-18 ACTIVITY THRU 7/31/17
TOTAL ESTIMATED REVENUES	72,807	91,009	128,060	171,511	128,060	5,521
TOTAL APPROPRIATIONS	58,358	71,526	138,255	87,933	131,827	4,545
NET OF REVENUES/APPROPRIATIONS - FUND 287	14,449	19,483	(10,195)	83,578	(3,767)	976
BEGINNING FUND BALANCE	65,414	79,862	99,346	99,346	182,924	182,924
ENDING FUND BALANCE	79,863	99,345	89,151	182,924	179,157	183,900
			Fund Balance 64%	Fund Balance 208%	Fund Balance 136%	Fund Balance 4046%

*Fund Balance % = Ending Fund Balance as a Percentage of Total Appropriations

Fund 248: DDA FUND
2017-2018 FISCAL YEAR
AS OF 7/31/17

DESCRIPTION	2014-15 ACTIVITY	2015-16 ACTIVITY	2016-17 AMENDED BUDGET	2016-17 ACTIVITY THRU 6/30/17	2017-18 AMENDED BUDGET	2017-18 ACTIVITY THRU 7/31/17
TOTAL ESTIMATED REVENUES	4	-	-	-	-	-
TOTAL APPROPRIATIONS	25,538	242	25,538	11,064	21,500	5,727
NET OF REVENUES/APPROPRIATIONS - FUND 248	(25,534)	(242)	(25,538)	(11,064)	(21,500)	(5,727)
BEGINNING FUND BALANCE	91,499	65,965	65,724	65,724	54,660	54,660
ENDING FUND BALANCE	65,965	65,723	40,186	54,660	33,160	48,933
			Fund Balance 157%	Fund Balance 494%	Fund Balance 154%	Fund Balance 854%

*Fund Balance % = Ending Fund Balance as a Percentage of Total Appropriations

Fund 230: DONATION FUND
2017-2018 FISCAL YEAR
AS OF 7/31/17

DESCRIPTION	2014-15 ACTIVITY	2015-16 ACTIVITY	2016-17 AMENDED BUDGET	2016-17 ACTIVITY THRU 6/30/17	2017-18 AMENDED BUDGET	2017-18 ACTIVITY THRU 7/31/17
TOTAL ESTIMATED REVENUES	3,500	-	500	-	-	-
TOTAL APPROPRIATIONS	2,402	4,812	500	(218)	-	70
NET OF REVENUES/APPROPRIATIONS - FUND 230	1,098	(4,812)	-	218	-	(70)
BEGINNING FUND BALANCE	4,064	5,163	351	351	569	569
ENDING FUND BALANCE	5,162	351	351	569	569	499
			Fund Balance 70%	Fund Balance -261%	Fund Balance #DIV/0!	Fund Balance 713%

*Fund Balance % = Ending Fund Balance as a Percentage of Total Appropriations

Fund 216: FIRE FUND
2017-2018 FISCAL YEAR
AS OF 7/31/17

DESCRIPTION	2014-15 ACTIVITY	2015-16 ACTIVITY	2016-17 AMENDED BUDGET	2016-17 ACTIVITY THRU 6/30/17	2017-18 AMENDED BUDGET	2017-18 ACTIVITY THRU 7/31/17
TOTAL ESTIMATED REVENUES	669,157	683,940	1,292,012	1,223,262	834,856	3,452
TOTAL APPROPRIATIONS	632,380	597,384	1,284,856	937,304	1,136,727	36,284
NET OF REVENUES/APPROPRIATIONS - FUND 216	36,777	86,556	7,156	285,958	(301,871)	(32,832)
BEGINNING FUND BALANCE	412,432	449,206	535,762	535,762	821,720	821,720
ENDING FUND BALANCE	449,209	535,762	542,918	821,720	519,849	788,887
			Fund Balance 42%	Fund Balance 88%	Fund Balance 46%	Fund Balance 2174%

*Fund Balance % = Ending Fund Balance as a Percentage of Total Appropriations

Fund 266: FEDERAL NARC FUND
2017-2018 FISCAL YEAR
AS OF 7/31/17

DESCRIPTION	2014-15 ACTIVITY	2015-16 ACTIVITY	2016-17 AMENDED BUDGET	2016-17 ACTIVITY THRU 06/30/17	2017-18 AMENDED BUDGET	2017-18 ACTIVITY THRU 7/31/17
TOTAL ESTIMATED REVENUES	93,272	104,628	100,000	45,690	100,000	-
TOTAL APPROPRIATIONS	249,068	216,786	269,000	180,135	107,000	558
NET OF REVENUES/APPROPRIATIONS - FUND 266	(155,796)	(112,158)	(169,000)	(134,444)	(7,000)	(558)
BEGINNING FUND BALANCE	515,709	359,912	247,754	247,754	113,310	113,310
ENDING FUND BALANCE	359,913	247,754	78,754	113,310	106,310	112,752
			Fund Balance 29%	Fund Balance 63%	Fund Balance 99%	Fund Balance 20225%

*Fund Balance % = Ending Fund Balance as a Percentage of Total Appropriations

Fund 207: POLICE FUND
2017-2018 FISCAL YEAR
AS OF 7/31/17

DESCRIPTION	2014-15 ACTIVITY	2015-16 ACTIVITY	2016-17 AMENDED BUDGET	2016-17 ACTIVITY THRU 6/30/17	2017-18 AMENDED BUDGET	2017-18 ACTIVITY THRU 7/31/17
TOTAL ESTIMATED REVENUES	1,483,328	1,523,008	1,598,906	1,571,339	1,617,780	6,264
TOTAL APPROPRIATIONS	1,498,176	1,478,415	1,580,048	1,550,413	1,601,589	94,387
NET OF REVENUES/APPROPRIATIONS - FUND 207	(14,848)	44,593	18,858	20,925	16,191	(88,123)
BEGINNING FUND BALANCE	470,378	455,531	500,126	500,126	521,051	521,051
ENDING FUND BALANCE	455,530	500,124	518,984	521,051	537,242	432,929
			Fund Balance 33%	Fund Balance 34%	Fund Balance 34%	Fund Balance 459%

*Fund Balance % = Ending Fund Balance as a Percentage of Total Appropriations

Fund 265: STATE NARC FUND
2017-2018 FISCAL YEAR
AS OF 7/31/17

DESCRIPTION	2014-15 ACTIVITY	2015-16 ACTIVITY	2016-17 AMENDED BUDGET	2016-17 ACTIVITY THRU 6/30/17	2017-18 AMENDED BUDGET	2017-18 ACTIVITY THRU 7/31/17
TOTAL ESTIMATED REVENUES	74,709	92,543	58,000	66,661	58,000	-
TOTAL APPROPRIATIONS	21,111	98,243	56,000	15,440	58,000	-
NET OF REVENUES/APPROPRIATIONS - FUND 265	53,598	(5,700)	2,000	51,221	-	-
BEGINNING FUND BALANCE	46,246	99,844	94,144	94,144	145,365	145,365
ENDING FUND BALANCE	99,844	94,144	96,144	145,365	145,365	145,365
			Fund Balance 172%	Fund Balance 941%	Fund Balance 251%	Fund Balance #DIV/0!

*Fund Balance % = Ending Fund Balance as a Percentage of Total Appropriations

Fund 370: PSB DEBT FUND
2017-2018 FISCAL YEAR
AS OF 7/31/17

DESCRIPTION	2014-15 ACTIVITY	2015-16 ACTIVITY	2016-17 AMENDED BUDGET	2016-17 ACTIVITY THRU 06/30/17	2017-18 AMENDED BUDGET	2017-18 ACTIVITY THRU 7/31/17
TOTAL ESTIMATED REVENUES	415,916	389,149	400,103	359,716	419,828	-
TOTAL APPROPRIATIONS	456,921	395,439	400,132	365,094	418,023	8,487
NET OF REVENUES/APPROPRIATIONS - FUND 370	(41,005)	(6,290)	(29)	(5,378)	1,805	(8,487)
BEGINNING FUND BALANCE	54,215	13,210	6,922	6,922	1,544	1,544
ENDING FUND BALANCE	13,210	6,920	6,893	1,544	3,349	(6,944)
			Fund Balance 2%	Fund Balance 0%	Fund Balance 1%	Fund Balance -82%

*Fund Balance % = Ending Fund Balance as a Percentage of Total Appropriations

Fund 890: NORTH TERRITORIAL SEWER FUND
2017-2018 FISCAL YEAR
AS OF 7/31/17

DESCRIPTION	2014-15 ACTIVITY	2015-16 ACTIVITY	2016-17 AMENDED BUDGET	2016-17 ACTIVITY THRU 6/30/17	2017-18 AMENDED BUDGET	2017-18 ACTIVITY THRU 7/31/17
TOTAL ESTIMATED REVENUES	53,961	41,343	28,647	28,137	18,652	-
TOTAL APPROPRIATIONS	99,298	90,430	81,267	81,231	74,187	-
NET OF REVENUES/APPROPRIATIONS - FUND 890	(45,337)	(49,087)	(52,620)	(53,094)	(55,535)	-
BEGINNING FUND BALANCE	3,027,474	2,980,847	2,931,759	2,931,759	2,878,665	2,878,665
FUND BALANCE ADJUSTMENTS	(1,290)	-	-	-	-	-
ENDING FUND BALANCE	2,980,847	2,931,760	2,879,139	2,878,665	2,823,130	2,878,665
			Fund Balance 3543%	Fund Balance 3544%	Fund Balance 3805%	Fund Balance #DIV/0!

*Fund Balance % = Ending Fund Balance as a Percentage of Total Appropriations

Fund 815: 7 MILE SEWER FUND
2017-2018 FISCAL YEAR
AS OF 7/31/17

DESCRIPTION	2014-15 ACTIVITY	2015-16 ACTIVITY	2016-17 AMENDED BUDGET	2016-17 ACTIVITY THRU 6/30/17	2017-18 AMENDED BUDGET	2017-18 ACTIVITY THRU 7/31/17
TOTAL ESTIMATED REVENUES	11,171	9,783	8,100	7,432	6,368	169
TOTAL APPROPRIATIONS	26,520	25,621	24,672	24,672	23,739	-
NET OF REVENUES/APPROPRIATIONS - FUND 815	(15,349)	(15,838)	(16,572)	(17,240)	(17,371)	169
BEGINNING FUND BALANCE	613,438	597,827	581,988	581,988	564,748	564,748
FUND BALANCE ADJUSTMENTS	(263)	-	-	-	-	-
ENDING FUND BALANCE	597,826	581,989	565,416	564,748	547,377	564,918
			Fund Balance 2292%	Fund Balance 2289%	Fund Balance 2306%	Fund Balance #DIV/0!

*Fund Balance % = Ending Fund Balance as a Percentage of Total Appropriations

Fund 825: W.L. SEWER FUND
2017-2018 FISCAL YEAR
AS OF 7/31/17

DESCRIPTION	2014-15 ACTIVITY	2015-16 ACTIVITY	2016-17 AMENDED BUDGET	2016-17 ACTIVITY THRU 6/30/17	2017-18 AMENDED BUDGET	2017-18 ACTIVITY THRU 7/31/17
TOTAL ESTIMATED REVENUES	-	800,015	38,000	38,056	36,000	-
TOTAL APPROPRIATIONS	-	43,527	38,640	38,637	34,894	-
NET OF REVENUES/APPROPRIATIONS - FUND 825	-	756,488	(640)	(581)	1,106	-
BEGINNING FUND BALANCE	-	-	756,488	756,488	755,907	755,907
ENDING FUND BALANCE	-	756,488	755,848	755,907	757,013	755,907
			Fund Balance 1956%	Fund Balance 1956%	Fund Balance 2169%	Fund Balance #DIV/0!

*Fund Balance % = Ending Fund Balance as a Percentage of Total Appropriations

Fund 571: WWTP FUND
2017-2018 FISCAL YEAR
AS OF 7/31/17

DESCRIPTION	2014-15 ACTIVITY	2015-16 ACTIVITY	2016-17 AMENDED BUDGET	2016-17 ACTIVITY THRU 6/30/17	2017-18 AMENDED BUDGET	2017-18 ACTIVITY THRU 7/31/17
TOTAL ESTIMATED REVENUES	1,380,097	1,384,699	1,368,355	1,167,964	1,368,345	121
TOTAL APPROPRIATIONS	1,133,033	1,080,824	1,288,575	1,143,833	1,281,567	71,924
NET OF REVENUES/APPROPRIATIONS - FUND 571	247,064	303,875	79,780	24,131	86,778	(71,803)
BEGINNING FUND BALANCE	6,001,763	6,248,829	6,552,702	6,552,702	6,576,833	6,576,833
ENDING FUND BALANCE	6,248,827	6,552,704	6,632,482	6,576,833	6,663,611	6,505,030
			Fund Balance 515%	Fund Balance 575%	Fund Balance 520%	Fund Balance 9044%

*Fund Balance % = Ending Fund Balance as a Percentage of Total Appropriations

Donation Report
As of August 10, 2017

General Fund	
Parks and Recreation	100.00
Non-Motorized Path*	2,140.84
Total General Fund Donations	**2,240.84**

***$6,500 has been collected for the Non-Motorized Path. $4,360 was collected in the previous fiscal year.**

Northfield Township
Financial Report
Month Ending, July 31, 2017

This report is a summary of our funds at the end of July 31, 2017. At this time, our funds are in two CDs and in seven checking accounts. All our funds except one CD are at 1st National Bank.

Type	Fund/Account	Issuer	Value	Interest Rate	Purchase Date	Maturity Date	Accrued Interest		Memo: 2017 Interest Paid
CD	WWTP	Morgan Stanley	28,056.20	Zero Coupon	6/16/2009	5/20/2019	9,209.25	*	
Total WWTP			$28,056.20				$9,209.25		
CD	MIF	1st National Bank	$35,056.45	0.75%	12/3/2015	12/3/2017	395.87		
Total Investments			**$63,112.65**				**$9,605.12**		
							Interest Paid		**Memo: 2017 Interest Paid**
Checking	MIF **	1st National Bank	$ 3,761,905.98	0.15%			$511.21		$1,059.21
Checking	Federal Drug Forfeiture	1st National Bank	113,151.69						
Checking	Police Narcotics	1st National Bank	145,045.87						
Checking	Trust & Agency	1st National Bank	72,683.79						
Checking	Health Account	1st National Bank	17,160.56						
Checking	Payroll	1st National Bank	25,297.40						
Checking	Tax Account	1st National Bank	188,646.57						
Total Checking			**$ 4,323,891.86**				**$511.21**		**$1,059.21**
Total Investments and Checking			**$ 4,387,004.51**				**$10,116.33**		**$1,059.21**

* Reflects the adjusted total value as of 6/30/17. At the time this report was produced, did not have the June 2017 value.

** Includes the WWTP CD of $1,178,674.24 which matured on 5/12/2017. Interested earned was $1,108.40

This report is intended to satisfy the reporting requirements as established under Public Act 20 of 1943 as amended.

8/9/2017
Submitted by: Lenore Zelenock, Treasurer

Memo

To: Northfield Township Board of Trustees

From: Lenore Zelenock, Treasurer

RE: Investment Update

Date: August 10, 2017

I would like to give a brief update on the Township investments.

Steve, our Township Manager, and I met with our Morgan Stanley representative last week on Wednesday, August 2. As you know, our Township presently has a CD through Morgan Stanley.

I am considering investing the available funds, approximately $1 million, with Morgan Stanley in CDs instead of Old National and Ann Arbor State Bank. One reason for this consideration is our Township presently has an account with Morgan Stanley. In addition, the rates are very competitive. The CDs purchased will be FDIC insured per the documents provided by Morgan Stanley.

There are documents to be signed no matter which institution is used. I am sending the documents to our lawyers for their review before signature.

Supervisor's Report

From: Marlene Chockley

Date: August 10, 2017

Dear Board of Trustees,

We all have a responsibility to be prepared for an efficient meeting. Please call or email to ask questions ahead of the meeting so they can be addressed. This will help shorten the meetings. Thank you.

6 Mile Road Culvert Replacement

Six Mile Road has been closed to replace the culvert. We are hopeful that it will be completed quicker than the advertised 3 weeks. The cost of this project came in much lower than predicted at $68,377.77 and it already has a 15% contingency built in. Hopefully, that won't be needed and the cost will be even less. We are able to finance it over 2 years through the county treasurer's office.

Board Retreat – Prioritization of Items Identified at the Last Retreat

I would like to set a date for a follow up for the last retreat in order to work through prioritizing the items identified and set goals for the township manager. Jennifer will distribute a poll soon to select a Saturday in the near future.

MTA Supervisor's Retreat

I recently had the opportunity to attend the Supervisors Retreat that the Michigan Township Association held. It was very valuable. Of particular interest was a session on mitigating risk and liability. I have been concerned about building use procedures and security. Now that we have parks, those are also areas where we need to develop policies to protect the township from risk. I received a sample parks ordinance and building use rules from our risk and liability insurer that can be adapted to our township.

Other sessions were on Contracts, Your Role in the Public Eye, Community Engagement, Surveys, and How to Fund Projects.

Another session I found valuable was on effective meetings. I asked the trainer about our meetings and format and the difficulty we have with meeting length. She stressed that board meetings are to conduct business. Public comment is an important part and is to be listened to, but there should be no board commentary following it. She recommended that the first call to the public be 2 minutes per speaker on agenda items only and the second call be for 3 minutes on any topic. I recommend that we try this approach.

North South Commuter Rail Study

Township Manager Steve Aynes and I attended the final meeting of the North South Commuter Rail Project. This commuter rail was envisioned to travel from Lansing to Ann Arbor and eventually beyond to Detroit. There would have been a stop at 8 Mile Rd and US 23. After several years of work, it was

determined that that project is not feasible at this time. However, an alternative plan is being discussed that includes a Whitmore Lake stop that will be shared in the near future.

Pontiac Trail Pathway

The feasibility study that the township contributed to has been completed. I attended a follow up meeting with the engineering company and Salem and Ann Arbor Township officials. The cost of the project to build a connecting non-motorized pathway from South Lyon to Ann Arbor along Pontiac Trail is estimated to be $14 million. Approximately 2.4 miles pass through Northfield Township.

The engineers are proceeding with a grant application for funding to build one mile of the path from 8 Mile to 7 Mile in Salem Township. Local match is expected to be $100,000 per mile. I will offer a letter of support at a future meeting.

Downtown Strategic Action Plan

The plan will be completed by our second meeting in September and we will schedule a presentation at or shortly after that meeting to receive the results.

Refund of Sales Taxes Paid on Electric Billing

When Jennifer and I met with Trane, our HVAC equipment provider, to discuss the township's energy usage, they found that the township had been charged sales tax in error. We applied for a refund of $16,495.20 from Constellation that we were charged on our electric usage. It will be credited to our account.

Thank you for your consideration.

Marlene Chockley

TETRA TECH, INC.

INTEROFFICE MEMORANDUM

TO: Marlene Chockley. Steve Aynes

FROM: Brian Rubel

DATE: August 4, 2017

SUBJECT: Connection Fee/Rate Update

At the July 29 board of trustees meeting, additional information on the proposed connection fee update was requested. This memo provides that information.

BACKGROUND

A connection fee and rate study was last completed in April 2014. A critical component of that study was an evaluation of connection fees for new development. The study confirmed that the Township was justified to have a connection fee of $5,939. However, the Township elected to keep the connection fee at $3,550.

While there has not been significant growth the last few years, several developers have approached the Township about new developments in the land areas planned for MDR in the Township's Master Plan. Since 2014, the Township has studied the WWTP and sewer system and prepared cost opinions for improvements to those systems needed to accommodate growth in the MDR areas. There is also the potential for new development in Green Oak Township to contractually connect to the sewer system and a low connection fee may not equitably compensate Northfield Township for the cost of improvements needed to accommodate that development.

Additionally, the Township has recently refunded reserve funds to the Horseshoe Lake SAD. In 2014, the Township's cash reserves in the utility were low. With this refund, it is unknown if the reserve is adequate to finance an emergency repair to any part of the system.

STUDY UPDATE

Key items to be achieved in the fee/rate update include:

Connection Fees
What might the connection fee look like to generate revenue to pay for potential improvements at the WWTP and sewer system? The study would generate several alternative fees based on different projects the Township may wish to implement.

User Rates
What changes to the Township's rates should be considered to both generate revenue to pay for costs but also reserve enough money to pay for emergency needs? The rate study in 2014 projected Township revenue and costs for future years. However, actual revenues and costs may be higher or lower. A rate update will evaluate how those projections are tracking and what changes, if any, may be needed. It is much less costly to look at user rates concurrent with connection fees than it would be to evaluate connection fees now and user rates in two year.

JAMES E. COX
NORTHFIELD TOWNSHIP
WATER POLLUTION CONTROL FACILITY
11500 LEMEN ROAD WHITMORE LAKE MICHIGAN
PHONE 734-449-4159

To:	**Northfield Township Board of Trustees**
From:	**Dan Willis Wastewater Treatment Plant Superintendent**
Date:	**August 10, 2017**
Subject:	**Rate Study**

Northfield Township Board,

The township has been in talks with various developers about different projects that could increase the flow in in sewer system and plant. It is my view that we should set sewer rates and connection fees that allows the township to accept projects without placing a burden on the existing customers. Some of the sewers and plant equipment are approaching 50 years of use and are requiring more maintenance every year. A sewer rate and tap fee study would show what has to be done to meet the townships needs.
In conclusion I propose the board approves this study so we can meet any projects with the funds in place to pursue them.

Thank You,

Dan Willis

Wastewater Treatment Plant Supervisor

SEWER RATE COMPARISON OF SURROUNDING COMMUNITIES

Assumption: 2 people per household averaging 100gallons per person per day.

Hamburg Twp: $151.50 per quarter

Brighton Twp: $170.50 per quarter

Village of Pinckney: unmetered customers $86.00 per quarter for 1 to 3 bedroom
$20.00 for each additional bedroom
Metered customers $3.875 per 1000 gallons used or $69.75 per quarter +
Service readiness charge: 3/4" meter $23.00 per quarter; 1" meter $115.00:
1.5" meter $57.50; 2" meter $184.00; 3" $402.50

City of Brighton: $3.38 per 1000 gallons used bi-monthly or $40.56 which equals to $60.84 +
Service charge: ¾"meter $40.42; 1"meter $68.73; 1.5" $137.44; 2"$218.28

City of Chelsea: $7.44 per 1000 gallons used or $134 per quarter +
Service charge; ¾"meter $17.10; 1" meter $20.83; 1.5" $64.49; 2" $101.48

City of Saline: $3.73 per 1000 gallons used or $67.14 per quarter +
Service charge; ¾" meter $16.42; 1" meter $41.05; 1.5" $82.10; 2" $131.36

Village of Dexter: $8.02 bi-monthly per 1000 gallons used or $96.24 bi- monthly or $144.36 per quarter plus a $6.52 fee per user.

Hartland Township: $6.70 per 1000 gallons used or $ 120.15 per quarter + $22.16 readiness to serve charge, + $14.94 capital charge, + $31.71 grinder pump surcharge (for those that have a grinder pump).

*assuming most homes have a ¾" water line to house:

Municipality	Rate	Service Charge	Avg. cost/quarter
Hamburg Twp	$151.50/qtr	na	$151.50
Brighton Twp	$170.50/qtr	na	$171.50
Village of Pinckney	$3.875/1000 gals	$23.00	$104.00
City of Brighton	$3.38/1000gals	$40.42	$101.26
City of Chelsea	$7.44/1000gals	$17.10	$151.10
City of Saline	$3.73/1000gals	$16.42	$83.56
Village of Dexter	$8.02/1000gals	$6.52	$150.88
Hartland Township	$120.15/ qtr	$37.10	$157.25

Memo

To: Northfield Township Board of Trustees

From: Marlene Chockley, Supervisor

RE: Wastewater Treatment "SmartRate" Study

Date: August 9, 2017

Trustees,

Enclosed with this packet is the 2014 rate study that was produced by TetraTech. With each rate study, a great deal of data is compiled and recommendations are made for appropriate fees to be charged to ensure that monies are available to operate, repair, and expand the system as necessary. The quarterly fees that a user pays is primarily for operations and repairs. The connection fee allows the township to recover the prorated share of the parcel's use of the treatment plant and downstream sewers passing along the bulk of those costs to new users.

By now you have all read numerous reports on the township's wastewater treatment capacity, but it basically boils down to the fact that the township has no significant remaining capacity at the plant under average conditions if it reserves the 873 REUs (residential equivalency units) owed to Green Oak Township to honor the contract with them (see page 7 of the Wastewater Capacity Evaluation). If it does not honor the contract, there are approximately 800 REUs available.

In addition, the plant is currently unable on occasion to fully treat the effluent during springtime wet weather. We have been cautioned to not allow more than approximately 100 REUs into the system without building an equalization basin to moderate the flow and increase our treatment capacity.

Keeping in mind that 100 REUs recommendation, consider the current state of system commitments:

- There are over 100 lots equaling **100 REUs** in the mobile home park that are committed but not currently in use.
- The township has a contract with Green Oak Township to provide **104** more connections around Whitmore Lake. While all of those are unlikely to be used because that area is substantially built out, the commitment exists.
- The township has an additional contract with Green Oak to provide another **769 REUs** northwest of the US 23 – 8 Mile Rd intersection. This contract has a greater potential to be called upon as Green Oak is experiencing significant growth. However, I am not aware of any inquiries as of yet.
- Land owners who are already paying for the 7 Mile Road, North Territorial Road, and Whitmore Lake Road SADs are expecting to be able to tap in to the system for potentially **1865 REUs**.

If any of the above occur, we would need to initiate the equalization basin construction. The basin alone would only allow us an additional 1500 REUs above current levels, but would give the township time, perhaps decades, to plan and save for the actual expansion of the plant.

That argument for the equalization basin only takes into account what has already been committed by contract.

However, we have a Master Plan that is widely accepted by the community as the growth plan for the township. Development is targeted toward the US 23 corridor and most will require wastewater treatment. We are actively planning for downtown revitalization that may require additional wastewater treatment. The North Village site has a housing component suggested of over 150 units each requiring an REU. We have mixed use zoning at the 8 Mile – US 23 interchange where we could potentially have a hotel and shopping in addition to residential. The Kelley Farm is a possible development site as is a large area south of Wildwood Lake. They would all need wastewater treatment.

Several of us on the board made growth in accordance with the Master Plan a key goal if we were elected, but we will have very limited growth potential if we don't address the township's wastewater treatment capacity and address it in a way that puts the burden on new development. This rate study will ensure that we set connection fees appropriately to build the system that is needed and charge a quarterly rate that covers its operation and maintenance that is fact-based and fair. It will help us develop a fee structure that surcharges new developments to build an additional transmission line when it is needed.

We also have transmission line repairs and improvements that are needed. According to the flow studies and design calculations, there are two sections that are at or near capacity. They will need to be expanded.

This rate study will be reimbursed by a state grant that we expect to receive this fall. I am asking that we approve it.

Thank you for your consideration.

Marlene Chockley

TETRA TECH

2014 Rate Study

April 22, 2014

Mr. Howard Fink
Township Manager
Northfield Township
8350 Main Street
Whitmore Lake, MI 48189

Re: Northfield Township, Michigan
Wastewater Cost of Service Study

Dear Mr. Fink:

Tetra Tech is pleased to deliver this Wastewater Cost of Service Study for Northfield Township. This study:

1. Calculates wastewater rates, extra strength wastewater surcharges and new-customer system development charges (SDCs), commonly known as "connection fees" or "tap fees" to comply with the intent of the proportionality test guidance given in the December 1998 Michigan Supreme Court decision *Bolt v. City of Lansing ("Bolt").*
2. Develops a method to calculate an annual contribution to a dedicated equipment replacement fund to comply with Michigan Department of Environmental Quality (MDEQ) requirements.
3. Projects rates and SDCs fees for a five-year study period from fiscal year 2014-15 to 2018-19.

"SMARTRATE" TABLES

Attached to this report are linked financial Excel spreadsheets, which we refer to as "SmartRate" tables that calculate the projected rates, extra strength wastewater surcharges and SDCs for each year of the five-year study period. These tables are as follows:

Assumptions

Table 1: Current and Projected Wastewater Rates and System Development Charges

Table 2: Equipment Replacement Fund Contribution

Table 3: Wastewater System Expenditures, Other Revenue and Required Usage Fee Revenue

Table 4: Billed REUs Estimate

Table 5: Billable Flow Estimate

Table 6: Wastewater Rate Calculations

Table 7: Allocation of Wastewater Operation, Maintenance and Equipment Replacement Expenses to Wastewater Treatment Processes

Table 8: Allocation of Wastewater Treatment Process Operation, Maintenance and Equipment Replacement Expenses to BOD, SS, P and Ammonia

Table 9: Extra Strength Wastewater Surcharge Calculations

Table 10: Gross Replacement Value of Current Wastewater Facilities

Tetra Tech
710 Avis Drive, Ann Arbor, MI 48108
Tel 734.665.6000 Fax 734.665.2570 www.tetratech.com

Table 11: Gross System Development Charge per REU

Table 12: Outstanding Principal Credit per REU

Table 13: Projected SDC per REU

Table 14: Adequacy of Revenue Generated by Projected Metered and REU Rates

ASSUMPTIONS TABLE

The Assumptions table presents the annual cost escalation percentages applied to certain expense line items given in Table 3. Township staff can adjust these percentages as necessary if conditions warrant. It also presents the new customer REU projections over the five-year study period. Projected beginning and end of year unrestricted wastewater fund balances are shown for the study period.

RATES

Projected wastewater rates are calculated in Tables 2 through 6 with the metered rate, flat rate per REU and SDC charge results summarized in Table 1. Key results are shown in the following table:

Effective Date:	**Aug 1, 2009**	**July 1, 2014**	**July 1, 2015**	**July 1, 2016**	**July 1, 2017**	**July 1, 2018**
Effective Date:	Aug 1, 2009	July 1, 2014	July 1, 2015	July 1, 2016	July 1, 2017	July 1, 2018
Metered Rates (per 1,000 gallons):	$4.97	$5.60	$5.60	$5.60	$5.60	$5.60
Flat Rates (per REU):	$71.55	$84.00	$84.00	$84.00	$84.00	$84.00
UNRESTRICTED FUND BALANCE - END OF YEAR		$499,157	$444,393	$383,629	$530,666	$719,702

Table 14 shows that the revenues from the projected rates will meet the Township's projected needs through fiscal year 2018-19.

Table 2 calculates the annual contribution to a dedicated equipment replacement fund. This fund should be established and used to pay for replacing wastewater system equipment items when they have reached their useful life and can no longer be repaired at reasonable cost.

Table 3 calculates wastewater system expenditures and offsetting revenues resulting in the net amount of revenue required to be raised by rates each year of the study period. It also presents the annual projected changes to the unrestricted fund balance based on annual equipment replacement fund contributions less capital outlays assignable to this fund.

Table 4 presents the number of historical, current and projected flat-rate customer REUs.

Table 5 presents the current metered billable flows. Based on more accurate metered billing information for the State Correctional Facility the billable flow was reduced in comparison to the 2009 wastewater rate study. The estimated billable flow for the total of metered and unmetered users is approximately 14 percent less than in 2009.

Table 6 calculates the metered customer wastewater rates and flat-rate customer rate per REU. The operation, maintenance and replacement (OM&R) and debt service portions of the rates are shown.

The current rates are projected to generate $1,166,000. However, the net revenue required in FY 2014-15 is approximately $1,351,332. Therefore the current rates result in a shortfall of approximately $185,332.

The rates need to be adjusted because of the following factors:

- The flat rate per REU was not adjusted to the amount recommended in the 2009 rate study
- Rates have been unchanged since August 2009
- The State Correctional Facility billable flow is significantly lower than estimated in 2009
- The annual contribution to the equipment replacement fund is increased to $87,336 (from $47,150 in the 2009 rate study) in order to have the funds on hand to replace aging equipment
- Many sewers are approaching the end of their useful lives. As each year passes more repairs and replacements will likely occur. $95,000 per year is budgeted for miscellaneous sewer repairs and replacement

EXTRA STRENGTH WASTEWATER SURCHARGES

Projected surcharges to customers discharging extra strength wastewater are calculated in Tables 7 to 9. Surcharges for BOD, SS, P and Ammonia are calculated and these are expressed in dollars per pound above normal domestic strength.

SYSTEM DEVELOPMENT CHARGES (SDCs)

An SDC is a one-time charge to new users of the wastewater system. The goal of this charge is to achieve an equity position between new and existing customers. Existing customers have provided equity in the system through the payment of their SDCs as well as their ongoing rates which recover bond repayment expenses. An SDC does not recover the cost of making the necessary physical connection from the user to the wastewater system. Projected new customer SDCs are based on calculations shown in Tables 10 to 13.

Table 10 calculates the gross replacement value of the wastewater system by escalating the costs of wastewater system assets from the year they were put into service to a more current value based on the annual increase in the Engineering News Record (ENR) construction cost indices. Table 11 calculates the gross SDC (based solely on replacement costs) per REU.

However, because there are outstanding bonds that new customers will be repaying from their ongoing quarterly bills, Table 12 is prepared which shows how much credit each new customer should receive from the gross SDC for future bond principal expenses.

Table 13 subtracts the credit from the gross SDC per REU to arrive at a net SDC per REU. This prevents the SDC from "double-dipping" to recover outstanding principal payments. The analysis suggests that a charge of up to $5,752 per REU for FY 2014-15 and increasing to $5,939 per REU for FY 2018-19 could be justified. Should the Township choose to keep the current charge of $3,550 it would likely be defendable. The current $3,550 SDC is maintained each year of the five year study period.

TETRA TECH

UPDATES

The estimates, projections, assumptions, and conclusions generated by these tables reflect expectations as to future activities and events. Some of these assumptions inevitably will not materialize and unanticipated events related to expenses and usage could occur which might significantly change the results shown herein. The linked spreadsheets can be updated by Township staff to re-set the wastewater rates, extra strength wastewater surcharges and SDCs based on updated data in order to address such changes as quickly as possible.

We look forward to presenting the results to the Township Board. We appreciate the time and effort that you and your staff have taken to provide us with the data needed to complete this project.

Sincerely,

Vic Cooperwasser, P.E.
Senior Project Manager

Copy: Mr. Tim Hardesty, Wastewater Treatment Plant Superintendent (1 copy)
Mr. Rick Yaeger, Controller (1 copy)
Mr. Brian Rubel, P.E., Tetra Tech, Unit Vice President (1 copy)

Budget Year:	FY 2012-13	FY 2013-14	FY 2014-15	FY 2015-16	FY 2016-17	FY 2017-18	FY 2018-19
Annual Percent Increase (Except for Hospitalization)			3%	3%	3%	3%	3%
Annual Percent Increase for Hospitalization			10%	10%	10%	10%	10%
Projected Taps (Additional REUs per Year)			0	0	0	0	0
Recommended New Customer System Development Charge, per REU:	$ 3,550	$ 3,550	$ 3,550	$ 3,550	$ 3,550	$ 3,550	$ 3,550
Tap-In Fees (Zero taps assumed during study period)	$ 7,100	$ -	$ -	$ -	$ -	$ -	$ -
UNRESTRICTED FUND BALANCE - BEGINNING OF YEAR		$ 722,221	$ 572,821	$ 499,157	$ 444,393	$ 383,629	$ 530,666
UNRESTRICTED FUND BALANCE - END OF YEAR	$ 722,221	$ 572,821	$ 499,157	$ 444,393	$ 383,629	$ 530,666	$ 719,702

Table 1
Current and Projected Wastewater Rates and System Development Charges

	Current (Rates Effective August 1, 2009; SDC Effective July 1, 2009)	Projected (Effective July 1, 2014)	Projected (Effective July 1, 2015)	Projected (Effective July 1, 2016)	Projected (Effective July 1, 2017)	Projected (Effective July 1, 2018)
Budget Year:		FY 2014-15	FY 2015-16	FY 2016-17	FY 2017-18	FY 2018-19
Metered Rates (per 1,000 gallons):						
All flow per quarterly period, OM&R		$3.88	$3.87	$4.33	$5.37	$5.37
All flow per quarterly period, Debt Service		$1.72	$1.73	$1.27	$0.23	$0.23
All flow per quarterly period, Total	$4.97	**$5.60**	**$5.60**	**$5.60**	**$5.60**	**$5.60**
Flat Rates (per Billed Residential Equivalent Unit):						
OM&R per quarterly period		$58.14	$58.02	$64.89	$80.50	$80.62
Debt Service per quarterly period		$25.86	$25.98	$19.11	$3.50	$3.38
Total per quarterly period	$71.55	**$84.00**	**$84.00**	**$84.00**	**$84.00**	**$84.00**
Recommended New Customer System Development Charge, per REU:						
One Time Charge	$3,550	**$3,550**	**$3,550**	**$3,550**	**$3,550**	**$3,550**
Extra Strength Wastewater Surcharges						
Per Pound of Biochemical Oxygen Demand Above Normal Domestic Strength		$1.58	$1.63	$1.69	$1.74	$1.80
Per Pound of Suspended Solids Above Normal Domestic Strength		$2.25	$2.33	$2.41	$2.49	$2.58
Per Pound of Phosphorus Above Normal Domestic Strength		$31.72	$32.71	$33.75	$34.84	$35.99
Per Pound of Ammonia Above Normal Domestic Strength		$1.48	$1.53	$1.58	$1.63	$1.68

Table 2
Equipment Replacement Fund Contribution

Source	Item	Year Acquired	Original Cost, $	Life (Years)	Annual Equipment Replacement Fund Contribution, $
Hardesty	Tertiary traveling bridge filters	1997	108,000	20	5,400
Hardesty/Tt	Aeration Hoffman centrifigal blowers (3)	1976	150,000	30	5,000
Hardesty	Hycor solids separator	1998	70,000	20	3,500
Hardesty	Cyclone solids separator	1998	70,000	20	3,500
Hardesty	Grit Conveyor	1998	60,000	20	3,000
Hardesty/Tt	Final Clarifier: Mechanisms (2)	1976	20,000	30	667
Hardesty/Tt	Gravity Thickener Tank: Mechanism	1976	20,000	30	667
Hardesty/Tt	Intermediate Settling Tank: Mechanism	1962	20,000	30	667
Hardesty/Tt	104-ft Diameter Trickling Filter: Mechanism	1962	20,000	30	667
Hardesty	Gas compressors (2)	1976	5,000	30	167
Hardesty	F350 Pick-up Truck	2013	32,000	10	3,200
Hardesty	F250 Snow Plow Truck	2006	25,338	10	2,534
Hardesty	Eight Mile Pump Station: 2,000 GPM pumps (4)	2001	120,000	20	6,000
Hardesty	North Territorial Pump Station: Pumps (2)	2002	25,000	20	1,250
Hardesty/Tt	Horseshoe Lake #1 Pump Station: Pumps (2)	1978	15,000	20	750
Hardesty/Tt	Horseshoe Lake #2 Pump Station: Pumps (2)	1978	15,000	20	750
Hardesty/Tt	Horseshoe Lake #3 Pump Station: Pumps (2)	1978	15,000	20	750
Hardesty/Tt	Shadowoods Pump Station: Pumps (2)	1996	15,000	20	750
Hardesty/Tt	Nine Mile Rd. Pump Station: Pumps (2)	1978	15,000	20	750
Hardesty	East Shore #1 Pump Station: Pumps (2)	2007	15,000	20	750
Hardesty/Tt	East Shore #2 Pump Station: Pumps (2)	1969	15,000	20	750
Hardesty	Lake Point Dr Grinder Pump Station: Pumps (2)	2004	8,880	20	444
Hardesty	Eagle Gardens Pump Station: Pumps (2)	2001	10,000	20	500
Hardesty/Tt	Main Street Pump Station: Pumps (2)	1969	15,000	20	750
Hardesty/Tt	Northshore #1 Pump Station: Pumps (2)	1969	10,000	20	500
Hardesty	Northshore #2 Pump Station: Pumps (2)	1985	10,000	20	500
Hardesty/Tt	Elmcrest Pump Station: Pumps (2)	1978	10,000	20	500
Hardesty	WWTP: Diesel Generator	2008	72,730	30	2,424
Hardesty	Eight Mile Pump Station: Generator	1999	49,000	30	1,633
Hardesty	North Territorial Pump Station: Generator	2004	18,000	30	600
Hardesty	East Shore #1 Pump Station: Generator	2007	55,000	30	1,833
Hardesty	East Shore #2 Pump Station: Generator	2011	36,962	30	1,232
Hardesty	Horseshoe Lake #1 Pump Station: Generator	2007	18,000	30	600
Hardesty	Horseshoe Lake #2 Pump Station: Generator	2007	18,000	30	600
Hardesty	Horseshoe Lake #3 Pump Station: Generator	2007	18,000	30	600
Hardesty/Tt	Katolite Portable generator	2001	5,000	20	250
Hardesty/Tt	Onan Portable generator	1985	5,000	20	250
Hardesty	Sewer TV Inspection Equipment (Doheny - Aries)	2006	82,628	30	2,754
Hardesty	JCB Backhoe	2000	50,000	20	2,500
Hardesty	Sewer cleaning equipment	2002	32,615	30	1,087
Hardesty	Komatsu forklift	2003	12,089	20	604
Hardesty	Primary effluent pumps (3)	1991	27,000	20	1,350
Hardesty/Tt	Carter 11" piston sludge pump	1991	25,000	20	1,250
Hardesty/Tt	Carter piston sludge pumps (4)	1969	60,000	20	3,000
Hardesty/Tt	Filter influent pumps (2)	1978	30,000	20	1,500
Hardesty/Tt	Marlow return sludge pumps (3)	1978	45,000	20	2,250
Hardesty/Tt	Centrifugal return sludge pumps (2)	2008	30,000	20	1,500
Hardesty	Grit Building unit heater	2012	18,000	20	900
Hardesty	John Deere lawn mower	2006	14,424	10	1,442
Hardesty	John Deere walk-behind lawn mower	2002	2,330	10	233
Hardesty	Stuart boiler	1987	11,613	20	581
Hardesty/Tt	Kewanee Boiler	1979	15,000	20	750
Hardesty	Primary Tank #3 and #4: Equipment	2007	118,000	20	5,900
Hardesty	Primary Tank #1 and #2: Equipment	2010	75,000	20	3,750
Hardesty/Tt	Boiler: Bryan 200,000 BTU	1978	12,000	30	400
Tetra Tech	New Grinder Pump Stations: Pump cores (9)	2014	18,000	20	900
	TOTAL				**87,336**

Table 3
Wastewater System Expenditures, Other Revenue Sources and Required Usage Fee Revenue

Source		571: Wastewater Treatment Fund									
		Account Name	Audited FY 2012-13, $	Requested FY 2013-14, $	Projected FY 2014-15, $	Projected FY 2015-16, $	Projected FY 2016-17, $	Projected FY 2017-18, $	Projected FY 2018-19, $	FY 2019-20	FY 2020-21	FY 2021-22
		EXPENDITURES										
		Dept: 226 PERSONNEL										
Yaeger	701	Salaries - Superintendent (Includes 3.5% Increase for Requested FY 2013-14)	58,500	60,548	62,364	64,235	66,162	68,147	70,192			
Yaeger	702	Salaries - Full Time (Includes 2.4% Increase for all employees for Requested FY 2013-14)	190,778	179,160	184,535	190,071	195,773	201,646	207,696			
Yaeger	711	Salaries - Overtime	16,718	20,000	20,600	21,218	21,855	22,510	23,185			
Yaeger	715	Social Security ($259,708 X 7.65% for Requested FY 2013-14)	20,349	19,868	20,464	21,078	21,710	22,362	23,032			
Yaeger	716	Hospitalization (Medical CAPS plus Dental & Vision)	64,621	73,212	80,533	88,587	97,445	107,190	117,909			
Yaeger	717	Life/Disability Insurance	3,352	3,487	3,592	3,699	3,810	3,925	4,042			
Yaeger	718	Pension (10% of Base Salaries)	22,447	22,876	23,562	24,269	24,997	25,747	26,520			
Yaeger	720	Banked PTO	-4,422	0	0	0	0	0	0			
Yaeger	731	Workers Comp Insurance	3,540	2,800	2,884	2,971	3,060	3,151	3,246			
Yaeger	957	Training & Development	520	2,000	2,060	2,122	2,185	2,251	2,319			
		PERSONNEL	376,403	383,951	400,594	418,250	436,998	456,929	478,140			
		Dept: 270 LEGAL/PROFESSIONAL										
Yaeger	722	Controller (25% of Total Cost for Requested FY 2013-14)	13,000	13,312	13,711	14,123	14,546	14,983	15,432			
Yaeger	802	Audit Fees (Allocation of Audit Fixed per Contract)	6,480	6,480	6,480	6,480	6,480	6,480	6,480			
Yaeger	803	Legal ($400 Bendzinski Annual Filing; Other $100 - for Requested FY 2013-14)	0	500	515	530	546	563	580			
Yaeger/Tt	806	Engineer (Assumes $595,365 SAW grant requested occurs equally in FY 17, FY 18 and FY 19)	4,500	10,000	0	0	198,456	198,456	198,456			
		LEGAL/PROFESSIONAL	23,980	30,292	20,706	21,133	220,028	220,481	220,947			
		Dept: 301 OPERATING COSTS										
Yaeger	727	Supplies	865	1,200	1,236	1,273	1,311	1,351	1,391			
Yaeger	740	Operating Supplies	54,848	52,000	53,560	55,167	56,822	58,526	60,282			
Yaeger	741	Uniforms/Gear Supplies	442	1,500	1,545	1,591	1,639	1,688	1,739			
Yaeger	807	Membership Dues (Miss Dig $1,000; MRWA $600; Stormwater Ind. Cert $100; AWWA $165; Price Incr $135; used for Requested FY 2013-14)	144	2,000	2,060	2,122	2,185	2,251	2,319			
Yaeger	817	Lab & Testing	2,825	4,000	4,120	4,244	4,371	4,502	4,637			
Yaeger	819	Collection System Annual Maintenance ($35,000 Sludge Hauling; $20,000 Collection System; used for Requested FY 2013-14)	52,673	55,000	56,650	58,350	60,100	61,903	63,760			
Yaeger	825	Sewer Administration Fees (Paid to General Fund for Processing Utility Bills)	35,000	35,000	35,000	35,000	35,000	35,000	35,000			
Yaeger	850	Communication	5,031	5,000	5,150	5,305	5,464	5,628	5,796			
Yaeger	851	Postage (Utility Bill Postage)	2,599	5,000	5,150	5,305	5,464	5,628	5,796			
Yaeger	900	Printing & Publications	70	500	515	530	546	563	580			
Yaeger	910	Insurance & Bonds	19,839	20,300	20,909	21,536	22,182	22,848	23,533			
Yaeger	920	Utilities	112,146	113,000	116,390	119,882	123,478	127,182	130,998			
Yaeger	930	Repairs & Maintenance	79,677	120,000	123,600	127,308	131,127	135,061	139,113			
Yaeger	940	Rental Equipment	828	1,000	1,030	1,061	1,093	1,126	1,159			
Yaeger	941	Uniforms - Rentals	3,393	3,700	3,811	3,925	4,043	4,164	4,289			
Yaeger	950	Land Leasing (MDOT: 12 foot sewer line in ROW, S of Hamburg (in Requested FY 2013-14)	258	258	258	258	258	258	258			
		OPERATING COSTS	370,638	419,458	430,984	442,856	455,084	467,678	480,651			
		Dept: 333 TRANSPORTATION										
Yaeger	860	Fuel & Mleage	5,854	6,000	6,180	6,365	6,556	6,753	6,956			
Yaeger	930	Repairs & Maintenance	1,057	2,500	2,575	2,652	2,732	2,814	2,898			
		TRANSPORTATION	6,911	8,500	8,755	9,018	9,288	9,567	9,854			
		Dept: 528 O & M - BOND & INTEREST + DEPT 000 Bond Principal Payments										
Yaeger	954	Paying Agent Fees	638	700	721	743	765	788	811			
Yaeger	989	1992 Junior Lien Bond Principal/2004 $660,000 Refunding Bond Interest (Final Payment in 2022)	18,139	16,739	15,339	13,939	12,239	10,519	8,560	6,525	4,388	2,250
Yaeger	995	61% of 2007 1997 Expansion & 8 Mile PS Refunding $4,965,000 Bond Interest (Final Payment in 2017)	65,461	52,628	38,628	24,758	10,370					
Yaeger	571-000-302	1992 Junior Lien Bond Principal/2004 $660,000 Refunding Bond Principal (Final Payment in 2022)	35,000	35,000	35,000	40,000	40,000	45,000	45,000	45,000	45,000	45,000
Yaeger	571-000-305	61% of 2007 1997 Expansion & 8 Mile PS Refunding $4,965,000 Bond Principal (Final Payment in 2017)	301,950	329,400	326,350	338,550	244,000					
		O & M - BOND & INTEREST + DEPT 000 Bond Principal Payments	421,187	434,467	416,038	417,990	307,374	56,307	54,361	51,525	49,388	47,250
		Dept: 900 CAPITAL OUTLAY										
Table 2	970	Equipment Replacement Fund Contribution (from Table 2 Amount for FY 2014-15 to FY 2018-19)	50,000		87,336	87,336	87,336	87,336	87,336			
Hardesty	971	Renovations ($25,000 for Grit & Screen Building Heat in FY 2014-15) (from unrestricted fund balance capital reserves)			25,000							
Yaeger	973	Sewer Improvements ($118,000 culvert used in Requested FY 2013-14) (from unrestricted fund balance capital reserves)		118,000								
Yaeger	974	Vehicle ($31,400 new truck used in Requested FY 2013-14) (from unrestricted fund balance capital reserves)		31,400								
Hardesty	6-Mar-14	Repairs to 8 areas in Horseshoe Lake collection system (FY 2013-14) (from restricted other funds...Horsehoe Lake capital reserves)		40,000								
Hardesty	6-Mar-14	Eight Mile Road Pump Station: New non-clog pump (FY 2014-15) (from unrestricted capital reserves)			35,000							
Hardesty	6-Mar-14	Replace Superintendent's computer (FY 2014-15) (from unrestricted capital reserves)			1,000							
Hardesty	6-Mar-14	Replace collection system computer and software (FY 2015-16) (from unrestricted capital reserves)				10,000						
Hardesty	6-Mar-14	Replace tertiary filter porous plates (FY 2016-17) (from unrestricted capital reserves) $10,000 estimate to be confirmed					10,000					
Hardesty	6-Mar-14	New trailer vac (FY 2016-17) (from unrestricted fund balance capital reserves)					65,000					
Hardesty	6-Mar-14	Replace aeration drop (FY 2017-18) (from unrestricted fund balance capital reserves)						25,000				
Hardesty	6-Mar-14	Replace grit conveyor with stainless steel unit (FY 2017-18) (from unrestricted fund balance capital reserves)						60,000				
Hardesty	6-Mar-14	Replace oil seals on intermediate and final clarifiers (FY 2018-19) (from unrestricted fund balance capital reserves) $10,000 estimate to be confirmed							10,000			
Hardesty	27-Mar-14	Miscellaneous Sewer Repairs and Replacement			95,000	95,000	95,000	95,000	95,000			
		CAPITAL OUTLAY	50,000	189,400	243,336	192,336	257,336	267,336	192,336			
		TOTAL EXPENDITURES	**1,249,119**	**1,466,068**	**1,520,414**	**1,501,582**	**1,686,108**	**1,478,298**	**1,436,290**			
		OFFSETTING REVENUES										
		Dept 000 - ESTIMATED REVENUES (Net of Usage Fees and Bond Principal Payments)										
Yaeger	500	Tap-In Fees (Zero taps assumed during study period)	7,100	0	0	0	0	0	0			
Yaeger	665	Interest Income	11,767	8,000	8,000	8,000	8,000	8,000	8,000			
Yaeger	671	Reimbursement/Other Income (DTE Refund from Whitmore Lake Condos used in Req FY 2013-14)	4,620	2,000	0	0	0	0	0			
Yaeger	672	SAD Interest	91	82	82	82	82	82	82			
Tt		SAW Grant 90% MDEQ Reimbursement					178,610	178,610	178,610			
		ESTIMATED REVENUES (Net of Usage Fees and Bond Principal Payments)	23,578	10,082	8,082	8,082	186,692	186,692	186,692			
		Dept 336 - CONTRIBUTIONS										
	588	Contributions from Other Funds (Contributions from restricted Horseshoe Lake fund)		40,000								
		CONTRIBUTIONS	0	40,000	0	0	0	0	0			
		Dept 900 CAPITAL OUTLAY										
Yaeger	699	Transfers In from Unrestricted Fund Balance	0	149,400	61,000	10,000	75,000	85,000	10,000			
Tt	699	Additional Transfers In from Unrestricted Fund Balance to Adjust REU Increases			100,000	132,100	73,100	-144,700	-111,700			
		CAPITAL OUTLAY	0	149,400	161,000	142,100	148,100	-59,700	-101,700			
		TOTAL OFFSETTING REVENUES	**23,578**	**199,482**	**169,082**	**150,182**	**334,792**	**126,992**	**84,992**			
		REQUIRED USAGE FEES (TOTAL EXPENDITURES LESS OFFSETTING REVENUES)	**1,225,541**	**1,266,586**	**1,351,332**	**1,351,400**	**1,351,316**	**1,351,306**	**1,351,298**			
		UNRESTRICTED FUND BALANCE - BEGINNING OF YEAR		722,221	572,821	499,157	444,393	383,629	530,666			
		ADDITIONS TO UNRESTRICTED FUND BALANCE		0	87,336	87,336	87,336	87,336	87,336			
		WITHDRAWALS FROM UNRESTRICTED FUND BALANCE		149,400	161,000	142,100	148,100	(59,700)	(101,700)			
Yaeger		UNRESTRICTED FUND BALANCE - END OF YEAR	722,221	572,821	499,157	444,393	383,629	530,666	719,702			
Township assumed		Annual Percent Increase (Except for Hospitalization)			3%	3%	3%	3%	3%			
Township assumed		Annual Percent Increase for Hospitalization			10%	10%	10%	10%	10%			
Township assumed		Projected Taps (Additional REUs per Year)		0	0	0	0	0	0			

Table 4
Billed REUs Estimate

Source	Fiscal Year	Billed REUs (Unmetered Customers)
Wilson	1992	2,613
Yaeger	2009	3,409
Yaeger	2010	3,384
Yaeger	2011	3,358
Yaeger	2012	3,334
Yaeger	2013	3,320
Assumed by Tt	2014	3,320
Assumed by Tt	2015	3,320
Assumed by Tt	2016	3,320
Assumed by Tt	2017	3,320
Assumed by Tt	2018	3,320
Assumed by Tt	2019	3,320
Assumed by Tt	2020	3,320
Assumed by Tt	2021	3,320
Assumed by Tt	2022	3,320
Assumed by Tt	2023	3,320
Assumed by Tt	2024	3,320
Assumed by Tt	2025	3,320
Assumed by Tt	2026	3,320
Assumed by Tt	2027	3,320
Assumed by Tt	2028	3,320
Assumed by Tt	2029	3,320
Assumed by Tt	2030	3,320
Assumed by Tt	2031	3,320
Assumed by Tt	2032	3,320
Assumed by Tt	2033	3,320
		0 REU growth per year assumed from 2014 to 2033

Table 5
Billable Flow Estimate

Account Number	Metered Customer Name	Total Annual Metered Billable Flow FY 2012-13 (Source - Yaeger) (Gallons)
67-000M	Stellar Materials	4,000
67-000F	Stellar Material	4,000
67-000C	Whitmore Lake Elementary School	617,000
67-000B	Whitmore Lake Coin Laundry	229,000
67-000P	Whitmore Lake High School	775,000
67-000C2	Whitmore Lake Middle School	503,000
67-000E	Regency	4,876,000
67-000L	MDOT Rest Area US 23 Freeway	686,000
67-000J	Whitmore Lanes	291,000
67-000N	Dirt Squirt Car Wash	625,000
68-000I	Cap't Joes	959,100
68-000H	Best Western	2,516,500
68-000G	McDonalds	979,000
68-0000A	State Correctional Facility	29,080,000
	Total Metered Customer Metered Flow	**42,144,600**

	Estimated Annual Metered Customer Billable Flow (1,000 Gallon Units)	42,145
	REUs (from Table 4)	3,320
	Estimated Annual Billable Flow from Unmetered Customers per REU (1,000 Gallon Units)	60
	Estimated Annual Billable Flow from Unmetered Customers (1,000 Gallon Units)	199,208
	Total Estimated Annual Billable Flow (1,000 Gallon Units)	**241,353**
Hardesty	Annual Wastewater Flow @ WWTP (1000 Gallons)	279,043
	Ratio of Billable Flow to WWTP Flow	86%
	Estimated Percentage I/I	14%

Table 6
Wastewater Rate Calculations

Item	FY 2014-15	FY 2015-16	FY 2016-17	FY 2017-18	FY 2018-19
Annual Metered Customer Billable Flow (1,000 Gallon Units) (Assumes Zero Growth)	42,145	42,145	42,145	42,145	42,145
Estimated Annual Billable Flow from Unmetered Customers (1,000 Gallon Units) (Assumes Zero Growth)	199,208	199,208	199,208	199,208	199,208
Total Estimated Annual Billable Flow (1,000 Gallon Units)	241,353	241,353	241,353	241,353	241,353
Total Usage Fees Required	$1,351,332	$1,351,400	$1,351,316	$1,351,306	$1,351,298
Total OM&R and Debt Service Rate per 1,000 Gallons	$5.60	$5.60	$5.60	$5.60	$5.60
Total revenue from metered customers under new rates	$236,010	$236,010	$236,010	$236,010	$236,010
Total revenue from unmetered customers under new rates	$1,115,322	$1,115,390	$1,115,306	$1,115,296	$1,115,289
Total Revenue Received	$1,351,332	$1,351,400	$1,351,316	$1,351,306	$1,351,298
Number of Billed REUs	3,320	3,320	3,320	3,320	3,320
Total OM&R and Debt Service Rate per Billed REU per Quarter	$84.00	$84.00	$84.00	$84.00	$84.00
Metered Customer Rates:					
OM&R Rate per 1,000 Gal	$3.88	$3.87	$4.33	$5.37	$5.37
Debt Service Rate per 1,000 Gal	$1.72	$1.73	$1.27	$0.23	$0.23
Total OM&R Rate per 1,000 Gal	**$5.60**	**$5.60**	**$5.60**	**$5.60**	**$5.60**
REU Rates (Unmetered Customers):					
OM&R Rate per Billed REU per Quarter	$58.14	$58.02	$64.89	$80.50	$80.62
Debt Service Rate per Billed REU per Quarter	$25.86	$25.98	$19.11	$3.50	$3.38
Total OM&R and Debt Service Rate per Billed REU per Quarter	**$84.00**	**$84.00**	**$84.00**	**$84.00**	**$84.00**

Table 7

Allocation of Wastewater Operation, Maintenance and Equipment Replacement Expenses to Wastewater Treatment Processes

Item	FY 2014-15 O, M & R Cost, $	Pumping	Pumping, $	Grit and Primary Settling	Grit and Primary Settling, $	Trickling Filter and Aeration	Trickling Filter and Aeration, $	Final Settling	Final Settling, $	Sand Filter	Sand Filter, $	Disinfection	Disinfection, $	Sludge Handling	Sludge Handling, $
Personnel	400,594	20%	80,119	5%	20,030	15%	60,090	5%	20,030	5%	20,030	10%	40,060	40%	160,238
Operating Costs	430,984	10%	43,099	15%	64,648	10%	43,099	15%	64,648	5%	21,550	25%	107,746	20%	86,197
Transportation	8,755	100%	8,755	0%	0	0%	0	0%	0	0%	0	0%	0	0%	0
Equipment Replacement	87,336	30%	26,201	10%	8,734	20%	17,468	7%	6,114	10%	8,734	3%	2,621	20%	17,468
Total O, M & R Cost	927,670		158,174		93,412		120,657		90,792		50,314		150,427		263,903
Item	FY 2015-16 O, M & R Cost, $	Pumping	Pumping, $	Grit and Primary Settling	Grit and Primary Settling, $	Trickling Filter and Aeration	Trickling Filter and Aeration, $	Final Settling	Final Settling, $	Sand Filter	Sand Filter, $	Disinfection	Disinfection, $	Sludge Handling	Sludge Handling, $
Personnel	418,250	20%	83,650	5%	20,913	15%	62,738	5%	20,913	5%	20,913	10%	41,825	40%	167,300
Operating Costs	442,856	10%	44,286	15%	66,429	10%	44,286	15%	66,429	5%	22,143	25%	110,714	20%	88,572
Transportation	9,018	100%	9,018	0%	0	0%	0	0%	0	0%	0	0%	0	0%	0
Equipment Replacement	87,336	30%	26,201	10%	8,734	20%	17,468	7%	6,114	10%	8,734	3%	2,621	20%	17,468
Total O, M & R Cost	957,459		163,155		96,076		124,492		93,456		51,790		155,160		273,340
Item	FY 2016-17 O, M & R Cost, $	Pumping	Pumping, $	Grit and Primary Settling	Grit and Primary Settling, $	Trickling Filter and Aeration	Trickling Filter and Aeration, $	Final Settling	Final Settling, $	Sand Filter	Sand Filter, $	Disinfection	Disinfection, $	Sludge Handling	Sludge Handling, $
Personnel	436,998	20%	87,400	5%	21,850	15%	65,550	5%	21,850	5%	21,850	10%	43,700	40%	174,800
Operating Costs	455,084	10%	45,509	15%	68,263	10%	45,509	15%	68,263	5%	22,755	25%	113,771	20%	91,017
Transportation	9,288	100%	9,289	0%	0	0%	0	0%	0	0%	0	0%	0	0%	0
Equipment Replacement	87,336	30%	26,201	10%	8,734	20%	17,468	7%	6,114	10%	8,734	3%	2,621	20%	17,468
Total O, M & R Cost	988,706		168,399		98,847		128,527		96,227		53,339		160,092		283,285
Item	FY 2017-18 O, M & R Cost, $	Pumping	Pumping, $	Grit and Primary Settling	Grit and Primary Settling, $	Trickling Filter and Aeration	Trickling Filter and Aeration, $	Final Settling	Final Settling, $	Sand Filter	Sand Filter, $	Disinfection	Disinfection, $	Sludge Handling	Sludge Handling, $
Personnel	456,929	20%	91,386	5%	22,847	15%	68,540	5%	22,847	5%	22,847	10%	45,693	40%	182,772
Operating Costs	467,678	10%	46,768	15%	70,152	10%	46,768	15%	70,152	5%	23,384	25%	116,920	20%	93,536
Transportation	9,567	100%	9,567	0%	0	0%	0	0%	0	0%	0	0%	0	0%	0
Equipment Replacement	87,336	30%	26,201	10%	8,734	20%	17,468	7%	6,114	10%	8,734	3%	2,621	20%	17,468
Total O, M & R Cost	1,021,511		173,922		101,733		132,776		99,113		54,965		165,234		293,776
Item	FY 2018-19 O, M & R Cost, $	Pumping	Pumping, $	Grit and Primary Settling	Grit and Primary Settling, $	Trickling Filter and Aeration	Trickling Filter and Aeration, $	Final Settling	Final Settling, $	Sand Filter	Sand Filter, $	Disinfection	Disinfection, $	Sludge Handling	Sludge Handling, $
Personnel	478,140	20%	95,629	5%	23,908	15%	71,722	5%	23,908	5%	23,908	10%	47,815	40%	191,257
Operating Costs	480,651	10%	48,066	15%	72,098	10%	48,066	15%	72,098	5%	24,033	25%	120,163	20%	96,131
Transportation	9,854	100%	9,854	0%	0	0%	0	0%	0	0%	0	0%	0	0%	0
Equipment Replacement	87,336	30%	26,201	10%	8,734	20%	17,468	7%	6,114	10%	8,734	3%	2,621	20%	17,468
Total O, M & R Cost	1,055,981		179,750		104,740		137,256		102,120		56,675		170,599		304,856

Table 8

Allocation of Wastewater Treatment Process Operation, Maintenance and Equipment Replacement Expenses to BOD, SS, P and Ammonia

Process	FY 2014-15 Cost, $	Flow	Flow, $	BOD	BOD, $	SS	SS, $	P	P, $	Ammonia	Ammonia, $
Pumping	158,174	100%	158,174	0%	0	0%	0	0%	0	0%	0
Grit and Primary Settling	93,412	20%	18,683	30%	28,024	30%	28,024	20%	18,683	0%	0
Trickling Filter and Aeration	120,657	20%	24,132	35%	42,230	30%	36,198	5%	6,033	10%	12,066
Final Settling	90,792	20%	18,159	30%	27,238	30%	27,238	0%	0	20%	18,159
Sand Filter	50,314	20%	10,063	0%	0	0%	0	80%	40,252	0%	0
Disinfection	150,427	40%	60,171	50%	75,214	10%	15,043	0%	0	0%	0
Sludge Handling	263,903	0%	0	20%	52,781	70%	184,733	10%	26,391	0%	0
Total O, M & R Cost	**927,679**		**289,382**		**225,487**		**291,236**		**91,359**		**30,225**
Process	**FY 2015-16 Cost, $**	**Flow**	**Flow, $**	**BOD**	**BOD, $**	**SS**	**SS, $**	**P**	**P, $**	**Ammonia**	**Ammonia, $**
Pumping	163,155	100%	163,155	0%	0	0%	0	0%	0	0%	0
Grit and Primary Settling	96,076	20%	19,216	30%	28,823	30%	28,823	20%	19,216	0%	0
Trickling Filter and Aeration	124,492	20%	24,899	35%	43,573	30%	37,348	5%	6,225	10%	12,450
Final Settling	93,456	20%	18,692	30%	28,037	30%	28,037	0%	0	20%	18,692
Sand Filter	51,790	20%	10,358	0%	0	0%	0	80%	41,432	0%	0
Disinfection	155,160	40%	62,064	50%	77,580	10%	15,516	0%	0	0%	0
Sludge Handling	273,340	0%	0	20%	54,668	70%	191,338	10%	27,334	0%	0
Total O, M & R Cost	**957,469**		**298,384**		**232,681**		**301,062**		**94,207**		**31,142**
Process	**FY 2016-17 Cost, $**	**Flow**	**Flow, $**	**BOD**	**BOD, $**	**SS**	**SS, $**	**P**	**P, $**	**Ammonia**	**Ammonia, $**
Pumping	168,399	100%	168,399	0%	0	0%	0	0%	0	0%	0
Grit and Primary Settling	98,847	20%	19,770	30%	29,655	30%	29,655	20%	19,770	0%	0
Trickling Filter and Aeration	128,527	20%	25,706	35%	44,985	30%	38,559	5%	6,427	10%	12,853
Final Settling	96,227	20%	19,246	30%	28,869	30%	28,869	0%	0	20%	19,246
Sand Filter	53,339	20%	10,668	0%	0	0%	0	80%	42,672	0%	0
Disinfection	160,092	40%	64,037	50%	80,046	10%	16,010	0%	0	0%	0
Sludge Handling	283,285	0%	0	20%	56,657	70%	198,300	10%	28,329	0%	0
Total O, M & R Cost	**988,716**		**307,826**		**240,212**		**311,393**		**97,198**		**32,099**
Process	**FY 2017-18 Cost, $**	**Flow**	**Flow, $**	**BOD**	**BOD, $**	**SS**	**SS, $**	**P**	**P, $**	**Ammonia**	**Ammonia, $**
Pumping	173,922	100%	173,922	0%	0	0%	0	0%	0	0%	0
Grit and Primary Settling	101,733	20%	20,347	30%	30,520	30%	30,520	20%	20,347	0%	0
Trickling Filter and Aeration	132,776	20%	26,556	35%	46,472	30%	39,833	5%	6,639	10%	13,278
Final Settling	99,113	20%	19,823	30%	29,734	30%	29,734	0%	0	20%	19,823
Sand Filter	54,965	20%	10,993	0%	0	0%	0	80%	43,972	0%	0
Disinfection	165,234	40%	66,094	50%	82,617	10%	16,524	0%	0	0%	0
Sludge Handling	293,776	0%	0	20%	58,756	70%	205,644	10%	29,378	0%	0
Total O, M & R Cost	**1,021,519**		**317,735**		**248,099**		**322,255**		**100,336**		**33,101**
Process	**FY 2018-19 Cost, $**	**Flow**	**Flow, $**	**BOD**	**BOD, $**	**SS**	**SS, $**	**P**	**P, $**	**Ammonia**	**Ammonia, $**
Pumping	179,750	100%	179,750	0%	0	0%	0	0%	0	0%	0
Grit and Primary Settling	104,740	20%	20,948	30%	31,422	30%	31,422	20%	20,948	0%	0
Trickling Filter and Aeration	137,256	20%	27,452	35%	48,040	30%	41,177	5%	6,863	10%	13,726
Final Settling	102,120	20%	20,424	30%	30,636	30%	30,636	0%	0	20%	20,424
Sand Filter	56,675	20%	11,335	0%	0	0%	0	80%	45,340	0%	0
Disinfection	170,599	40%	68,240	50%	85,300	10%	17,060	0%	0	0%	0
Sludge Handling	304,856	0%	0	20%	60,972	70%	213,400	10%	30,486	0%	0
Total O, M & R Cost	**1,055,996**		**328,149**		**256,370**		**333,695**		**103,637**		**34,150**

Table 9
Extra Strength Wastewater Surcharge Calculations

FY 2014-15	BOD	SS	P	Ammonia
Annual O, M & R Cost	$225,487	$291,236	$91,359	$30,225
Annual Loadings, Pounds	142,500	129,468	2,880	20,364
Surcharge, per Pound above NDS *	**$1.58**	**$2.25**	**$31.72**	**$1.48**
FY 2015-16	**BOD**	**SS**	**P**	**Ammonia**
Annual O, M & R Cost	$232,681	$301,062	$94,207	$31,142
Annual Loadings, Pounds	142,500	129,468	2,880	20,364
Surcharge, per Pound above NDS *	**$1.63**	**$2.33**	**$32.71**	**$1.53**
FY 2016-17	**BOD**	**SS**	**P**	**Ammonia**
Annual O, M & R Cost	$240,212	$311,393	$97,198	$32,099
Annual Loadings, Pounds	142,500	129,468	2,880	20,364
Surcharge, per Pound above NDS *	**$1.69**	**$2.41**	**$33.75**	**$1.58**
FY 2017-18	**BOD**	**SS**	**P**	**Ammonia**
Annual O, M & R Cost	$248,099	$322,255	$100,336	$33,101
Annual Loadings, Pounds	142,500	129,468	2,880	20,364
Surcharge, per Pound above NDS *	**$1.74**	**$2.49**	**$34.84**	**$1.63**
FY 2018-19	**BOD**	**SS**	**P**	**Ammonia**
Annual O, M & R Cost	$256,370	$333,695	$103,637	$34,150
Annual Loadings, Pounds	142,500	129,468	2,880	20,364
Surcharge, per Pound above NDS *	**$1.80**	**$2.58**	**$35.99**	**$1.68**
* Normal Domestic Strength				
Total WWTP Influent Pounds Loadings, FY 2013 (Hardesty)	**142,500**	**129,468**	**2,880**	**20,364**

Table 10
Gross Replacement Value of Current Wastewater Facilities

Asset	Date in Service	ENR Index at Date in Service	Original Cost ($)	ENR Index to February 2014	Replacement Value, February 2014 ($)
ENR, February 2014:				9,681	
Wastewater Treatment Plant Expansion Bid Jan 9, 1976	1976	2,305	2,918,750	4.2000	12,258,750
Phase 1A Wastewater Treatment Plant Filter Rehabilitation Bid Oct 16, 1991	1992	4,985	695,000	1.9420	1,349,708
Contract 91-S-1 Phase 1B Wastewater Treatment Plant Filter Rehabilitation Bid Oct 16, 1991	1992	4,985	555,000	1.9420	1,077,824
Wastewater Treatment Plant Project No 196.39-S-2 Bid June 23 1992	1992	4,985	633,750	1.9420	1,230,759
Wastewater Treatment Plant Expansion to 1.3 MGD	1997	5,826	3,683,750	1.6617	6,121,247
8 Mile Road Pump Station	2001	6,334	1,300,000	1.5284	1,986,943
Total			**9,786,250**		**24,025,232**

Table 11
Gross System Development Charge per REU

Annual Billable Flow, 1,000 Gallon Units	241,353
Annual Billable Flow, per Residential Equivalent Unit (REU), per Year, 1,000 Gallon Units Based on 5,000 Gallons per Month per REU Usage	60
Current REUs (Including Metered Customers converted to REUs)	4,023
Additional REUs by 2033	0
Projected 2033 REUs (Including Metered Customers Converted to REUs)	4,023
February 2014 Wastewater System Gross Value	$ 24,025,232
Gross System Development Charge (SDC) per REU	$ 5,973

Table 12
Outstanding Principal Credit per REU

Debt Instrument (Date and Amount)	Current	FY 2014-15	FY 2015-16	FY 2016-17	FY 2017-18	FY 2018-19	FY 19-20	FY 19-21	FY 19-22
1992 Junior Lien Bond Principal/2004 $660,000 Refunding Bond Principal (Final Payment in 2022)	$ 340,000	$ 305,000	$ 265,000	$ 225,000	$ 180,000	$ 135,000	$ 90,000	$ 45,000	0
61% of 2007 1997 Expansion & 8 Mile PS Refunding $4,965,000 Bond Principal (Final Payment in 2017)	$ 908,900	$ 582,550	$ 244,000	0					
Total Outstanding Bond Principal	$ 1,248,900	$ 887,550	$ 509,000	$ 225,000	$ 180,000	$ 135,000	$ 90,000	$ 45,000	
Projected 2033 REUs (Including Metered Customers Converted to REUs)	4,023	4,023	4,023	4,023	4,023	4,023			
Outstanding Bond Principal Credit per REU	**$ 310**	**$ 221**	**$ 127**	**$ 56**	**$ 45**	**$ 34**			

Table 13
Projected SDC per REU

	FY 2014-15	FY 2015-16	FY 2016-17	FY 2017-18	FY 2018-19
Gross SDC per REU	$ 5,973	$ 5,973	$ 5,973	$ 5,973	$ 5,973
Outstanding Principal Credit per REU	$ 221	$ 127	$ 56	$ 45	$ 34
Potential Net SDC per REU	$ 5,752	$ 5,846	$ 5,917	$ 5,928	$ 5,939
Recommended SDC per REU Based on Current $3,550 SDC per REU	**$ 3,550**	**$ 3,550**	**$ 3,550**	**$ 3,550**	**$ 3,550**

Table 14
Adequacy of Revenue Generated by Projected Metered and REU Rates

FY 2014-15				
Projected Revenue Required From Rates	Customer Type	Projected Rate	Projected Units	Projected Revenue
	Metered Customers	$ 5.60	42,145	$ 236,010
	REU (Flat Rate) Customers	$ 84.00	13,281	$ 1,115,567
$ 1,351,332	TOTAL			$ 1,351,577
			CLOSURE:	$ 245

FY 2015-16				
Projected Revenue Required From Rates	Customer Type	Projected Rate	Projected Units	Projected Revenue
	Metered Customers	$ 5.60	42,145	$ 236,010
	REU (Flat Rate) Customers	$ 84.00	13,281	$ 1,115,567
$ 1,351,400	TOTAL			$ 1,351,577
			CLOSURE:	$ 177

FY 2016-17				
Projected Revenue Required From Rates	Customer Type	Projected Rate	Projected Units	Projected Revenue
	Metered Customers	$ 5.60	42,145	$ 236,010
	REU (Flat Rate) Customers	$ 84.00	13,281	$ 1,115,567
$ 1,351,316	TOTAL			$ 1,351,577
			CLOSURE:	$ 261

FY 2017-18				
Projected Revenue Required From Rates	Customer Type	Projected Rate	Projected Units	Projected Revenue
	Metered Customers	$ 5.60	42,145	$ 236,010
	REU (Flat Rate) Customers	$ 84.00	13,281	$ 1,115,567
$ 1,351,306	TOTAL			$ 1,351,577
			CLOSURE:	$ 271

FY 2018-19				
Projected Revenue Required From Rates	Customer Type	Projected Rate	Projected Units	Projected Revenue
	Metered Customers	$ 5.60	42,145	$ 236,010
	REU (Flat Rate) Customers	$ 84.00	13,281	$ 1,115,567
$ 1,351,298	TOTAL			$ 1,351,577
			CLOSURE:	$ 279

FY 2014-15 to FY 2018-19				
Projected Revenue Required From Rates	Customer Type			Projected Revenue
	Metered Customers			$ 1,180,049
	REU (Flat Rate) Customers			$ 5,577,835
$ 6,756,652	TOTAL			$ 6,757,884
			CLOSURE:	$ 1,232

TETRA TECH

July 13, 2017

Ms. Marlene Chockley
Northfield Township Supervisor
8350 Main Street
Whitmore Lake, MI 48189

Re: Northfield Township, Michigan
Update of Wastewater Cost of Service "SmartRate" Study

Dear Ms. Chockley:

Tetra Tech has appreciated the opportunity to serve Northfield Township since the 1960s. One of the many services we have completed is cost of service (i.e. rate studies) for the wastewater utility. A rate study was last completed in April 2014.

To Tetra Tech's understanding, the Township last raised sewer rates in 2014. It is prudent to periodically complete a rate study to confirm the utility's revenues are keeping pace with the utility's costs and adjust rates accordingly.

There are also growth requests occurring from areas within the Township planned for growth. These requests may necessitate capital improvements to the system. The rate study can be completed with alternative budgets to better understand the impact of potential capital improvements upon connection fees and rates.

Tetra Tech has prepared this proposal to update the 2014 rate study to account for current costs and to better understand the impact of potential improvements upon rates and fees.

INTRODUCTION

The Wastewater Cost of Service Study will address the following items:

1. Calculate wastewater rates and new-customer connection fees to comply with the intent of the proportionality test guidance given in the December 1998 Michigan Supreme Court decision *Bolt v. City of Lansing ("Bolt").*
2. Develop a method to calculate an annual contribution to a dedicated equipment replacement fund to comply with Michigan Department of Environmental Quality (MDEQ) requirements.
3. Project rates and connection fees for a five-year period.

SCOPE OF SERVICES

We propose to perform the following tasks for the Township:

Task 1: Data Collection

We request that Township staff provide us with the following data. In some cases we will request that Township staff review tables of data we prepared previously for ease of update.

Tetra Tech
710 Avis Drive, Ann Arbor, MI 48108
Tel 734.665.6000 Fax 734.213.3003 www.tetratech.com

- Audited end of year unrestricted and restricted wastewater fund balances for the last two fiscal years.
- Audited wastewater operation and maintenance (O&M) and capital budgets for the last two fiscal years.
- Audited wastewater system revenues for the last two fiscal years.
- Wastewater O&M and capital budgets for the upcoming fiscal year.
- Wastewater capital improvement plan (CIP) for the next five years.
- List of major equipment items in the wastewater collection, treatment and disposal systems. The list should include the year the item was installed and the cost of the item. The Township's estimate of the remaining useful life of the equipment will also be needed. Major equipment items include such things as:
  - Pumps
  - Chemical Feed Equipment
  - Emergency Generators
  - Vehicles
- Current wastewater bond principal and interest repayment schedules.
- Proposed wastewater bond principal and interest repayment schedules.
- Asset value tabulation (wastewater asset description, year of construction and useful life).
- Contributions to the wastewater fund from sources other than wastewater rates and charges.
- Number of REUs billed per year for the last two fiscal years.
- Projected REU growth rate.
- Billable wastewater flow of each metered customer for the last two fiscal years, by bill.
- Number and type (residential, commercial, institutional, or industrial) of non-metered wastewater customers.
- Wastewater treatment plant influent loadings, in pounds per month, for the last fiscal year for Biochemical Oxygen Demand, Suspended Solids, Phosphorus and Ammonia.

Task 2: Data Review and Clarification

We will review the data collected under Task 1 and request additional data and clarification from Township staff as needed.

Task 3: Prepare Draft Wastewater Cost of Service Study

Once all of the necessary data has been supplied as given in Tasks 1 and 2, Tetra Tech will prepare the Wastewater Cost of Service and System Development Charge (connection fee) Study. The study will include a hardcopy of the "SmartRate" linked financial spreadsheets.

We will include a maximum of four alternative rate and connection fee schedules based on four alternative capital improvement implementation scenarios that the Township may be considering.

Our report will summarize sewer rates and connection fees in use by 5 to 10 peer communities in southeastern Michigan.

Task 4: Review Draft Wastewater Cost of Service Study with Township Staff

We meet with Township staff to present our draft of the Wastewater Cost of Service Study. Comments will be discussed in order to address them in the final Wastewater Cost of Service Study.

Task 5: Revise Draft Study and Prepare Final Wastewater Cost of Service Study

The draft study will be revised to incorporate the comments obtained in Task 4. We will then prepare the final Wastewater Cost of Service Study.

Task 6: Presentation to the Township Board

Tetra Tech will present the results of the study in a PowerPoint and Excel presentation to the Township Board.

SCHEDULE

We will deliver the draft Wastewater Cost of Service study within one month of our receipt of all required data.

TASKS NOT INCLUDED IN THIS PROPOSAL

The following tasks are specifically not included in this proposal:

- Wastewater Ordinance Review.
- Preparation of a User Charge System for submittal to the MDEQ.
- Any meetings or presentations sessions beyond the number included in this proposal.
- Training in the use of the Excel spreadsheets.
- Additional rate and connection fee scenarios beyond the maximum of four such scenarios included in this proposal.

COMPENSATION

Compensation for our personnel for the scope of work included in this proposal will be a lump sum of $10,500.

It is Tetra Tech's opinion that this study can be reimbursed from the Stormwater – Asset Management-Wastewater (SAW) grant that is expected in November 2017 and was procured by Tetra Tech's efforts.

If you concur with our proposal, please sign in the space provided and return one original signed copy to indicate your authorization to proceed. Our Standard Terms and Conditions are attached and are considered an integral part of this proposal.

TETRA TECH

We appreciate this opportunity to be of continued service to Northfield Township, and look forward to helping you achieve your goals. Please contact me at (734) 213-4063 if you have any questions regarding this proposal.

Sincerely,

Brian Rubel, P.E.
Vice President

Vic Cooperwasser, P.E.
Senior Project Manager

PROPOSAL ACCEPTED BY: _____

TITLE: _____ **DATE:** _____

Tetra Tech of Michigan, PC
Engineering Services Standard Terms & Conditions

Services Consultant will perform services for the Project as set forth in Attachment A and in accordance with these Terms & Conditions. Consultant has developed the Project scope of service, schedule, and compensation based on available information and various assumptions. The Client acknowledges that adjustments to the schedule and compensation may be necessary based on the actual circumstances encountered by Consultant in performing their services. Consultant is authorized to proceed with services upon receipt of an executed Agreement.

Compensation In consideration of the services performed by Consultant, the Client shall pay Consultant in the manner set forth above. The parties acknowledge that terms of compensation are based on an orderly and continuous progress of the Project. Compensation shall be equitably adjusted for delays or extensions of time beyond the control of Consultant. Where total project compensation has been separately identified for various tasks, Consultant may adjust the amounts allocated between tasks as the work progresses so long as the total compensation amount for the project is not exceeded.

Fee Definitions The following fee types shall apply to methods of payment:

- **Salary Cost** is defined as the individual's base salary plus customary and statutory benefits. Statutory benefits shall be as prescribed by law and customary benefits shall be as established by Consultant employment policy.
- **Cost Plus** is defined as the individual's base salary plus actual overhead plus professional fee. Overhead shall include customary and statutory benefits, administrative expense, and non-project operating costs.
- **Lump Sum** is defined as a fixed price amount for the scope of services described.
- **Standard Rates** is defined as individual time multiplied by standard billing rates for that individual.
- **Subcontracted Services** are defined as Project-related services provided by other parties to Consultant.
- **Reimbursable Expenses** are defined as actual expenses incurred in connection with the Project.

Payment Terms Consultant shall submit invoices at least once per month for services performed and Client shall pay the full invoice amount within 30 days of the invoice date. Invoices will be considered correct if not questioned in writing within 10 days of the invoice date. Client payment to Consultant is not contingent on arrangement of project financing or receipt of funds from a third party. In the event the Client disputes the invoice or any portion thereof, the undisputed portion shall be paid to Consultant based on terms of this Agreement. Invoices not in dispute and unpaid after 30 days shall accrue interest at the rate of one and one-half percent per month (or the maximum percentage allowed by law, whichever is the lesser). Invoice payment delayed beyond 60 days shall give Consultant the right to stop work until payments are current. Non-payment beyond 70 days shall be just cause for termination by Consultant.

Additional Services The Client and Consultant acknowledge that additional services may be necessary for the Project to address issues that may not be known at Project initiation or that may be required to address circumstances that were not foreseen. In that event, Consultant shall notify the Client of the need for additional services and the Client shall pay for such additional services in an amount and manner as the parties may subsequently agree.

Site Access The Client shall obtain all necessary approvals for Consultant to access the Project site(s).

Underground Facilities Consultant and/or its authorized subcontractor will conduct research and perform site reconnaissance in an effort to discover the location of existing underground facilities prior to developing boring plans, conducting borings, or undertaking invasive subsurface investigations. Client recognizes that accurate drawings or knowledge of the location of such facilities may not exist, or that research may reveal as-built drawings or other documents that may inaccurately show, or not show, the location of existing underground facilities. In such events, except for the sole negligence, willful misconduct, or practice not conforming to the Standard of Care cited in this Agreement, Client agrees to indemnify and hold Consultant and/or its Subcontractor harmless from any and all property damage, injury, or economic loss arising or allegedly arising from borings or other subsurface penetrations.

Regulated Wastes Client is responsible for the disposal of all regulated wastes generated as a result of services provided under this Agreement. Consultant and Client mutually agree that Consultant assumes no responsibility for the waste or disposal thereof.

Contractor Selection Consultant may make recommendations concerning award of construction contracts and products. The Client acknowledges that the final selection of construction contractors and products is the Client's sole responsibility.

Ownership of Documents Drawings, specifications, reports, programs, manuals, or other documents, including all documents on electronic media, prepared under this Agreement are instruments of service and are, and shall remain, the property of Consultant. Record documents of service shall be based on the printed copy. Consultant will retain all common law, statutory, and other reserved rights, including the copyright thereto. Consultant will furnish documents electronically; however, the Client releases Consultant from any liability that may result from documents used in this form. Consultant shall not be held liable for reuse of documents or modifications thereof by the Client or its representatives for any purpose other than the original intent of this Agreement, without written authorization of and appropriate compensation to Consultant.

Standard of Care Services provided by Consultant under this Agreement will be performed in a manner consistent with that degree of care and skill ordinarily exercised by members of the same profession currently practicing under similar circumstances. Consultant makes no warranty or guaranty, either express or implied. Consultant will not be liable for the cost of any omission that adds value to the Project.

Period of Service This Agreement shall remain in force until completion and acceptance of the services or until terminated by mutual agreement. Consultant shall perform the services for the Project in a timely manner consistent with sound professional practice. Consultant will strive to perform its services according to the Project schedule set forth in the provisions for Scope of Work/Fee/Schedule in Attachment A. The services of each task shall be considered complete when deliverables for the task have been presented to the Client. Consultant shall be entitled to an extension of time and compensation adjustment for any delay beyond Consultant control.

Insurance and Liability Consultant shall maintain the following insurance and coverage limits during the period of service. The Client will be named as an additional insured on the Commercial General Liability and Automobile Liability insurance policies.

Worker's Compensation – as required by applicable state statute
Commercial General Liability - $1,000,000 per occurrence for bodily injury, including death and property damage, and $2,000,000 in the aggregate
Automobile Liability –$1,000,000 combined single limit for bodily injury and property damage
Professional Liability (E&O) - $1,000,000 each claim and in the aggregate

The Client shall make arrangements for Builder's Risk, Protective Liability, Pollution Prevention, and other specific insurance coverage warranted for the Project in amounts appropriate to the Project value and risks. Consultant shall be a named insured on those policies where Consultant may be at risk. The Client shall obtain the counsel of others in setting insurance limits for construction contracts.

Indemnification Consultant shall indemnify and hold harmless the Client and its employees from any liability, settlements, loss, or costs (including reasonable attorneys' fees and costs of defense) to the extent caused solely by the negligent act, error, or omission of Consultant in the performance of services under this Agreement. If such damage results in part by the negligence of another party, Consultant shall be liable only to the extent of Consultant's proportional negligence.

Dispute Resolution The Client and Consultant agree that they shall diligently pursue resolution of all disagreements within 45 days of either party's written notice using a mutually acceptable form of mediated dispute resolution prior to exercising their rights under law. Consultant shall continue to perform services for the Project and the Client shall pay for such services during the dispute resolution process unless the Client issues a written notice to suspend work. Causes of action between the parties to this Agreement shall be deemed to have accrued and the applicable statutes of repose and/or limitation shall commence not later than the date of substantial completion.

Suspension of Work The Client may suspend services performed by Consultant with cause upon fourteen (14) days written notice. Consultant shall submit an invoice for services performed up to the effective date of the work suspension and the Client shall pay Consultant all outstanding invoices within fourteen (14) days. If the work suspension exceeds thirty (30) days from the effective work suspension date, Consultant shall be entitled to renegotiate the Project schedule and the compensation terms for the Project.

Termination The Client or Consultant may terminate services on the Project upon seven (7) days written notice without cause or in the event of substantial failure by the other party to fulfill its obligations of the terms hereunder. Consultant shall submit an invoice for services performed up to the effective date of termination and the Client shall pay Consultant all outstanding invoices, together with all costs arising out of such termination, within fourteen (14) days. The Client may withhold an amount for services that may be in dispute provided that the Client furnishes a written notice of the basis for their dispute and that the amount withheld represents a reasonable value.

Authorized Representative The Project Manager assigned to the Project by Consultant is authorized to make decisions or commitments related to the project on behalf of Consultant. Only authorized representatives of Consultant are authorized to execute contracts and/or work orders on behalf of Consultant. The Client shall designate a representative with similar authority. Email messages between Client and members of the project team shall not be construed as an actual or proposed contractual amendment of the services, compensation or payment terms of the Agreement.

Project Requirements The Client shall confirm the objectives, requirements, constraints, and criteria for the Project at its inception. If the Client has established design standards, they shall be furnished to Consultant at Project inception. Consultant will review the Client design standards and may recommend alternate standards considering the standard of care provision.

Independent Consultant Consultant is and shall be at all times during the term of this Agreement an independent consultant and not an employee or agent of the Client. Consultant shall retain control over the means and methods used in performing Consultant's services and may retain subconsultants to perform certain services as determined by Consultant.

Compliance with Laws Consultant shall perform its services consistent with sound professional practice and endeavor to incorporate laws, regulations, codes, and standards applicable at the time the work is performed. In the event that standards of practice change during the Project, Consultant shall be entitled to additional compensation where additional services are needed to conform to the standard of practice.

Permits and Approvals Consultant will assist the Client in preparing applications and supporting documents for the Client to secure permits and approvals from agencies having jurisdiction over the Project. The Client agrees to pay all application and review fees.

Limitation of Liability In recognition of the relative risks and benefits of the project to both the Client and Consultant, the risks have been allocated such that the Client agrees, to the fullest extent permitted by law, to limit the liability of Consultant and its subconsultants to the Client and to all construction contractors and subcontractors on the project for any and all claims, losses, costs, damages of any nature whatsoever or claims expenses from any cause or causes, so that the total aggregate liability of Consultant and its subconsultants to all those named shall not exceed $50,000 or the amount of Consultant's total fee paid by the Client for services under this Agreement, whichever is the greater. Such claims and causes include, but are not limited to negligence, professional errors or omissions, strict liability, breach of contract or warranty.

Consequential Damages Notwithstanding any other provision of this Agreement, and to the fullest extent permitted by law, neither the Client nor Consultant, their respective officers, directors, partners, employees, contractors or subconsultants shall be liable to the other or shall make any claim for any incidental, indirect or consequential damages arising out of or connected in any way to the project or to this Agreement. This mutual waiver of consequential damages shall include, but is not limited to, loss of use, loss of profit, loss of business, loss of income, loss of reputation or any other consequential damages that either party may have incurred from any cause of action including negligence, strict liability, breach of contract and breach of strict or implied warranty. Both the Client and Consultant shall require similar waivers of consequential damages protecting all the entities or persons named herein in all contracts and subcontracts with others involved in this project or with this Agreement.

Waiver of Subrogation Consultant shall endeavor to obtain a waiver of subrogation against the Client, if requested in writing by the Client, provided that Consultant will not increase its exposure to risk and Client will pay the cost associated with any premium increase or special fees.

Environmental Matters The Client warrants that they have disclosed all potential hazardous materials that may be encountered on the Project. In the event unknown hazardous materials are encountered, Consultant shall be entitled to additional compensation for appropriate actions to protect the health and safety of its personnel, and for additional services required to comply with applicable laws. The Client shall indemnify Consultant from any claim related to hazardous materials encountered on the Project except for those events caused by negligent acts of Consultant.

Cost Opinions Consultant shall prepare cost opinions for the Project based on historical information that represents the judgment of a qualified professional. The Client and Consultant acknowledge that actual costs may vary from the cost opinions prepared and that Consultant offers no guarantee related to the Project cost.

Contingency Fund The Client acknowledges the potential for changes in the work during construction and the Client agrees to include a contingency fund in the Project budget appropriate to the potential risks and uncertainties associated with the Project. Consultant may offer advice concerning the value of the contingency fund; however, Consultant shall not be liable for additional costs that the Client may incur beyond the contingency fund they select unless such additional cost results from a negligent act, error, or omission related to services performed by Consultant.

Safety Consultant shall be responsible solely for the safety precautions or programs of its employees and no other party.

Information from Other Parties The Client and Consultant acknowledge that Consultant will rely on information furnished by other parties in performing its services under the Project. Consultant shall not be liable for any damages that may be incurred by the Client in the use of third party information.

Force Majeure Consultant shall not be liable for any damages caused by any delay that is beyond Consultant's reasonable control, including but not limited to unavoidable delays that may result from any acts of God, strikes, lockouts, wars, acts of terrorism, riots, acts of governmental authorities, extraordinary weather conditions or other natural catastrophes, or any other cause beyond the reasonable control or contemplation of either party.

Waiver of Rights The failure of either party to enforce any provision of these terms and conditions shall not constitute a waiver of such provision nor diminish the right of either party to the remedies of such provision.

Warranty Consultant warrants that it will deliver services under the Agreement within the standard of care. No other expressed or implied warranty is provided by Consultant.

Severability Any provision of these terms later held to be unenforceable shall be deemed void and all remaining provisions shall continue in full force and effect. In such event, the Client and Consultant will work in good faith to replace an invalid provision with one that is valid with as close to the original meaning as possible.

Survival All obligations arising prior to the termination of this Agreement and all provisions of these terms that allocate responsibility or liability between the Client and Consultant shall survive the completion or termination of services for the Project.

Assignments Neither party shall assign its rights, interests, or obligations under the Agreement without the express written consent of the other party.

Governing Law The terms of Agreement shall be governed by the laws of the state where the services are performed provided that nothing contained herein shall be interpreted in such a manner as to render it unenforceable under the laws of the state in which the Project resides.

Collection Costs In the event that legal action is necessary to enforce the payment provisions of this Agreement if Client fails to make payment within sixty (60) days of the invoice date, Consultant shall be entitled to collect from the Client any judgment or settlement sums due, reasonable attorneys' fees, court costs, and expenses incurred by Consultant in connection therewith and, in addition, the reasonable value of Consultant's time and expenses spent in connection with such collection action, computed at Consultant's prevailing fee schedule and expense policies.

Equal Employment Opportunity Consultant will comply with federal regulations pertaining to Equal Employment Opportunity. Consultant is in compliance with applicable local, state, and federal regulations concerning minority hiring. It is Consultant's policy to ensure that applicants and employees are treated equally without regard to race, creed, sex, color, religion, veteran status, ancestry, citizenship status, national origin, marital status, sexual orientation, or disability. Consultant expressly assures all employees, applicants for employment, and the community of its continuous commitment to equal opportunity and fair employment practices.

Attorney Fees Should there be any suit or action instituted to enforce any right granted in this contract, the substantially prevailing party shall be entitled to recover its costs, disbursements, and reasonable attorney fees from the other party. The party that is awarded a net recovery against the other party shall be deemed the substantially prevailing party unless such other party has previously made a bona fide offer of payment in settlement and the amount of recovery is the same or less than the amount offered in settlement. Reasonable attorney fees may be recovered regardless of the forum in which the dispute is heard, including an appeal.

Third Party Beneficiaries Nothing in this Agreement shall create a contractual relationship with or a cause of action in favor of a third party against either the Client or the Consultant. The Consultant's services under this Agreement are being performed solely for the Client's benefit, and no other entity shall have any claim against the Consultant because of this Agreement or the performance or nonperformance of services hereunder. The Client agrees to include a provision in all contracts with contractors and other entities involved in this project to carry out the intent of this paragraph.

Lien Rights Consultant may file a lien against the Client's property in the event that the Client does not make payment within the time prescribed in this Agreement. The Client agrees that services by Consultant are considered property improvements and the Client waives the right to any legal defense to the contrary.

Captions The captions herein are for convenience only and are not to be construed as part of this Agreement, nor shall the same be construed as defining or limiting in any way the scope or intent of the provisions hereof.

Northfield Township
Fire Department

Memo

To: Township Board of Trustees

From: Bill Wagner

cc:

Date: July 11, 2017

Re: Fire Truck purchase

I am requesting approval to purchase of a Smeal Fire Apparatus for the total amount of $477,789.72.

I sent the specification out to 4 total fire truck manufacturers. Smeal was the only company to send a bid back to us. I have been working on this truck for over 2 years and have talked with multiple manufacturers and Smeal was the best company that I could find to build the truck we are looking for at close to the budget that we have. All the others I have spoken to were well over $500,000. One of the 4 companies did send a letter back declining to bid.

The bid proposal is attached and has been reviewed by Mr. Burns's office. There is also a 300+ page truck build specification if anyone is interested in seeing the actual bid spec.

We expect the truck to be complete in about 1 year. This is a custom built truck.

BID PROPOSAL

Northfield Township Fire Department

8350 Main Street
Whitmore Lake, MI 48189

WE BUILD RESPECT.

Table of Contents

Proposal Letter
Proposal
Sales Contract

SMEAL

SMEAL.COM

A SPARTAN MOTORS BRAND

William Wagner Jr.
Northfield Township Fire Department
8350 Main Street
Whitmore Lake, MI 48189

6/26/2017

Dear William Wagner Jr.,

We are pleased to offer the attached proposal package. We would like to thank you for the opportunity for allowing us to supply you with this information.

As you may already be aware, Smeal Fire apparatus Co. has been in business since 1964 developing, designing and manufacturing the highest quality aerials, platforms and pumper apparatus on the market today. We have a proven track record in many communities ranging from the small run volunteers to the high run large municipalities. Our apparatus are built with pride and integrity every day. Effective 1/1/17, Smeal Fire Apparatus Co. was acquired by Spartan Motors USA, Inc. Spartan is an industry leader in Emergency Response, and we expect the combined company to continue to meet and exceed your quality and service expectations.

We can assure that you will be pleased with not only the end product but the process involved from start to finish in the manufacturing of your apparatus.

Please call me at 248-697-8002 or e-mail me at al@rrfiretruck.com if I can be of assistance.

Sincerely,

Al D'Agostino

R and R Fire Truck Repair, Inc.

Al D'Agostino

SMEAL

SMEAL.COM

A SPARTAN MOTORS BRAND

Date: 6/26/2017

TO: **Northfield Township Fire Department**
8350 Main Street, Whitmore Lake, MI 48189

Dear Sirs:

We hereby propose and agree to furnish, after your acceptance of this proposal and the proper execution and approval of award of bid, the following apparatus and equipment:

2018 Smeal-Spartan (Metro Star) 2500 Gallon Pumper-Tanker, Cummins ISL-9 450 Hp. Engine, Allison EVS-3000 6-Speed Transmission, Waterous 1500 GPM Pump, Duo-Safety Ladders, 2500 Drop Tank, 3/16" Aluminum Body, Whelen LED Lighting.

For the sum of: Four Hundred Eighty Four Thousand Two Hundred Ninety Four Dollars

Dollars $ 484,294.72

All of which are to be built in accordance with the Smeal proposed specifications attached, and which are made a part of this proposal agreement, to deliver same 360-390 calendar days after date of receipt and approval of all submitted documents affiliated with order placement with Smeal Holding, LLC, properly executed, subject to all causes beyond our control.

If Buyer agrees to pay the Chassis portion of the build when the Chassis arrives at Smeal Fire Apparatus Co., Smeal will deduct the Chassis interest amount from the final bid total. ($6,505.00). (Chassis Price $216,819) The final balance is due at the factory after completion of the Final Inspection.

The amount named in this proposal shall remain firm for a period of 60 days from the date of same. State and local taxes, if any, are not included in the above figure. Any and all additional applicable taxes are to be paid by customer upon registration and licensing of vehicle. It is understood by both the Seller and the Buyer that *Change Orders* executed after contract acceptance may delay delivery. It is understood by both the Buyer and the Seller that *Change Orders* executed after contract acceptance may increase or decrease the price. The purchase price herein is based upon all applicable state and federal manufacturing law, regulations, orders, mandates and standards in effect as of the date of this Agreement (hereinafter "Standards") such as, for example, the Standards mandated by the National Fire Protection Association, tentative interim amendments to the National Fire Protection Association Standard, Underwriters Laboratories of Canada, and the Environmental Protection Agency. The purchase price shall be subject to increase due to any state or federal Standards that are adopted, issued or mandated following the

date of this Agreement that require the apparatus(es) described above to be manufactured and/or delivered in compliance with such Standard(s).

This Proposal Document, in order to be effective and binding upon Seller must be signed and accepted by an authorized officer of Seller. The effective date of this Proposal Document will be the date it is signed and accepted by the Seller.

Performance Bond Required:

_X_ Performance Bond NOT required.

____ Performance Bond Required - Performance Bond (Surety Bond) will cover a one year warranty period only and will not cover extended warranties offered by seller or other component manufacturer.

All checks must be made payable to Smeal Holding, LLC only and delivered to Seller at its offices. Under no circumstances shall payment be made to a dealer or anyone else as Seller's agent. Smeal Holding, LLC is the only authorized payee. Any representation that payment is to be made to any other party is absolutely unauthorized.

Official ownership documents shall remain property of the seller until the purchase price is paid in full. Upon receipt of payment, ownership documents shall be forwarded to purchaser.

Respectfully submitted,

x Al D'Agostino

SMEAL HOLDING, LLC
C/O: R and R Fire Truck Repair, Inc.
C/O: Al D'Agostino

Date: 01-26-2017 (mmddyy)

We agree to accept the above proposal:

x_____

_____
(Printed Name)

Date: _____(mmddyy)

SMEAL

SMEAL.COM

A SPARTAN MOTORS BRAND

SALES CONTRACT

(Standard)

This Sales Contract is made and entered into by and between Smeal Holding, LLC (Smeal), a wholly owned subsidiary of Spartan Motors USA, Inc., Seller and Northfield Township Fire Department, Buyer.

PRODUCT DESCRIPTION:

2018 Smeal-Spartan (Metro Star) 2500 Gallon Pumper-Tanker, Cummins ISL-9 450 Hp. Engine, Allison EVS-3000 6-Speed Transmission, Waterous 1500 GPM Pump, Duo-Safety Ladders, 2500 Drop Tank, 3/16" Aluminum Body, Whelen LED Lighting.

PURCHASE. Buyer does hereby agree to purchase and accept delivery of the apparatus described in the Smeal Holding, LLC Proposal attached hereto, which is made a part hereof by this reference, upon the following terms and conditions:

1. ACCEPTANCE. This Sales Contract shall become a contract and a binding obligation only when accepted by the Seller as provided in paragraph 9 hereof.

2. COMPLETION. The Smeal supplied apparatus and equipment, excluding dealership supplied equipment, covered by this contract will be completed within approximately 360-390 calendar days after written acceptance of this Sales Contract by the Seller, or as soon thereafter as is consistent with good workmanship and subject to any and all delays resulting from causes beyond the control of Seller, and contingencies set out in paragraph 11 hereof. It is understood by both the Seller and the Buyer that *Change Orders* executed after contract acceptance will delay delivery.

3. SPECIFICATIONS. The attached Smeal Proposal, shall control the construction of the apparatus and be binding upon both Buyer and Seller, notwithstanding any other specifications or proposals whether written or oral heretofore supplied, considered or discussed. If there is any conflict between Buyer's specifications and the attached Proposal, the attached Proposal and specifications will control and prevail.

4. WARRANTY. The attached warranty or warranties shall apply to this agreement:

As Noted In The Specifications

(Copies may be attached.)

5. PERFORMANCE BOND. The following bonding provisions are applicable:

_X_ Performance Bond NOT required.

____ Performance Bond Required - Performance Bond (Surety Bond) will cover a one year warranty period only and will not cover extended warranties offered by seller or other component manufacturer.

EXCEPT AS SPECIFICALLY PROVIDED ABOVE, SELLER DISCLAIMS ALL WARRANTIES, EXPRESS OR IMPLIED, INCLUDING ALL WARRANTIES OF MERCHANTABILITY, FITNESS FOR A PARTICULAR PURPOSE, AND WARRANTIES THAT ARISE BY OPERATION OF LAW, COURSE OF TRADE, COURSE OF PERFORMANCE, OR USAGE OF TRADE.

6. LIMITATION OF REMEDIES. In no event shall Seller be liable for special, incidental, or consequential damages nor for any damages which exceed the purchase price of the apparatus.

7. PRICE. Buyer agrees to pay for the apparatus described herein the total sum of:

Four Hundred Eighty Four Thousand Two Hundred Ninety Four Dollars

Dollars $ 484,294.72

State and local sales taxes, if any, are not included in the purchase price. It is understood by both the buyer and the seller that *Change Orders* executed after contract acceptance may increase or decrease the price. The purchase price herein is based upon all applicable state and federal manufacturing law, regulations, orders, mandates and standards in effect as of the date of this Agreement (hereinafter "Standards) such as, for example, the Standards mandated by the National Fire Protection Association, tentative interim amendments to the National Fire Protection Association Standard, Underwriters Laboratories of Canada, and the Environmental Protection Agency. The purchase price shall be subject to increase due to any state or federal Standards that are adopted, issued or mandated following the date of this Agreement that require the apparatus(es) described above to be manufactured and/or delivered in compliance with such Standard(s).

Acceptance of Apparatus and Equipment shall occur immediately after completion of a final inspection by a representative of Customer at a factory location of Smeal, completion of any discrepancy list, and shipment of Apparatus and Equipment from Smeal's factory location. Upon completion of the final inspection and related discrepancy list, the Apparatus and Equipment shall be conclusively determined to be in full compliance with the terms of this Contract, including without limitation the Original Specifications.

8. PAYMENT. The purchase price shall be paid in the following manner:

Payment Due In Full At The Factory Following The Final Inspection And Acceptance.
Chassis Pre-Pay: Deduct $6.505.00 (Chassis Cost $216819.00)

All checks must be made payable to Smeal Holding, LLC only and delivered to Seller at its offices. Under no circumstances shall payment be made to a dealer or any one else as

Seller's agent. Smeal Holding, LLC is the only authorized payee. Any representation that payment is to be made to any other party is absolutely unauthorized.

9. SELLER'S REPRESENTATIONS. All representations made and/or actions taken by a dealer or agent either before or after execution of this Sales Contract are not binding on the Seller. This Sales Contract in order to be effective and binding upon Seller must be signed and accepted by an authorized officer of Seller. The effective date of this Sales Contract will be the date it is signed and accepted by the Seller.

10. BUYER'S REPRESENTATIONS.. Buyer is a Township, and has the power and authority to enter into this Sales Contract and perform its obligations hereunder; this Agreement has been duly authorized, executed and delivered by Buyer and is the valid, enforceable and binding obligation of Buyer; and Buyer represents that there are no warranties, agreements or understandings, written or oral, which in any manner alter, abridge or conflict with the terms of this Sales Contract. Buyer represents that the individuals listed below have authority to sign all documents including but not limited to, all *Change Orders* on behalf of Buyer.

Bill Wagner, Director

11. DELAY ON PERFORMANCE. Seller's Performance under this Sales Contract is subject to delays resulting from strike, insurrection, war, accidents, fires, floods, commandeering of plant or other demands of governmental authority, delays in transportation, or materials, delays in receipt of information when clarifications are requested, and all other causes beyond the control of Seller.

12. TESTING. In the event Buyer wishes to test the apparatus, such test shall be made within ten (10) days after arrival of the apparatus at its destination. A written report of any and all tests shall be promptly forwarded to Seller. If Buyer fails to test within this time limit and/or fails to forward test results to Seller, the apparatus shall be considered as fully complying with contract specifications as described in paragraph 3.

13.TITLE. All apparatus shall remain the property of Seller until the purchase price is paid in full. In the event of default in payment, Seller may take full possession of all apparatus sold hereunder and any payments that have been made shall be forfeited and/ or considered as rental for the use of the apparatus up to date of taking possession.

14. MISCELLANEOUS. The following miscellaneous provisions shall apply to this Sales Contract:

14.1 Entire Agreement. This Sales Contract, and the specifications and warranty attached hereto sets forth the entire agreement between the parties and there are no promises, agreements, conditions or understandings, either oral or written between them that are other than as herein set forth. Except as herein otherwise provided, no subject alteration, amendment, change or addition to this Sales Contract shall be binding upon either Seller or Buyer unless reduced to writing and signed by them.

14.2 Severability. If any term, covenant or condition of this Sales Contract, or any application thereof to any person or circumstance, shall, to any extent, be invalid or unenforceable, the remainder of this Sales Contract or application of such term, covenant or condition to persons or circumstances other than those as to which it is held as invalid or unenforceable, shall not be affected thereby and each term, covenant or condition of this Sales Contract shall be valid and enforceable to the fullest extent permitted by law.

14.3 Binding Effect. This Sales Contract shall be binding upon and inure to the benefit of the parties and their respective successors and assigns. Except with the written consent of the other party hereto, no person shall take any action which will allow any right hereunder to be assigned or held by any other person.

IN WITNESS WHEREOF, this Sales Contract has been duly executed by the parties hereto on the date set forth opposite their name.

SMEAL

A SPARTAN MOTORS BRAND

SMEAL.COM

SALES CONTRACT

(Standard)

To be completed by the Authorized Smeal Distributor

By: x Al J D'Agostino Date: 06/26/2017

R and R Fire Truck Repair, Inc.

Al D'Agostino

Mailing Address of customer: Northfield Township Fire Department
8350 Main Street
Whitmore Lake, MI 48189

SMEAL

SMEAL.COM

A SPARTAN MOTORS BRAND

SALES CONTRACT

(Standard)

To be completed by the Purchasing Entity

Printed Name: _____ Title: _____

Signature: _____ Date: _____/_____/_____

Printed Name: _____ Title: _____

Signature: _____ Date: _____/_____/_____

Printed Name: _____ Title: _____

Signature: _____ Date: _____/_____/_____

Printed Name: _____ Title: _____

Signature: _____ Date: _____/_____/_____

Attests: _____ Date: _____/_____/_____

SALES CONTRACT
(Standard)

To be completed by Smeal Holding, LLC

By: _____ Date of Acceptance: ____/____/____

Smeal Holding, LLC

Attests: _____ Date: ____/____/____

Northfield Township
Police Department

Memo

To: Board of Trustees

From: Bill Wagner

cc: Township Manager Steve Aynes

Date: August 10, 2017

Re: Temporary Interim promotion

I am requesting approval to temporarily promote Sgt. Martin Smith to Interim Lieutenant.

Since putting Lt. Greene on leave Sgt. Smith has stepped up and perform both his and the Lieutenant's duties. I am requesting to promote Sgt. Smith to this interim position until the outcome of Lt. Greene.

Northfield Township
Police Department

Memo

To: Board of Trustees

From: Bill Wagner

cc: Township Manager Steve Aynes

Date: August 10, 2017

Re: Hiring of part time police officer

I am requesting approval hire Christopher Pascoe to part time police officer.

Chris has recently retired from the Michigan State Police Brighton post so he is familiar with our officers and the area. Filling the part time position will save money in the budget by not paying overtime to full time officers when other officers on leave days.

Memo

To: Northfield Township Board of Trustees

From: Marlene Chockley, Supervisor

RE: Bark Park Lease Amendment

Date: August 10, 2017

Trustees,

At our June 27, 2017 meeting, all funding for Parks and Recreation was eliminated. There was discussion concerning dog waste removal at the Bark Park, but that line item was still eliminated.

Our contract for the park requires removal of dog waste. If it is not done, the Whitmore Lake Schools can have it done and charge the township for it. It is important that we fulfill our contractual obligations.

I asked Tom Dekeyser for the Bark Park contract and he provided this amended version that had not yet been approved by the township. I recommend approval of the amended contract subject to attorney approval and ask for authorization to sign the amended contract.

Thank you for your consideration.

Marlene Chockley

LEASE AGREEMENT

THIS LEASE AGREEMENT ("Agreement") is made and entered into this _____ day of May, 2013, between **WHITMORE LAKE PUBLIC SCHOOLS**, a Michigan general powers school district, whose address is 8845 Main Street, Whitmore Lake, Michigan 48189 (hereinafter referred to as "Lessor"), and **NORTHFIELD TOWNSHIP**, a Michigan municipal corporation, whose address is 8350 Main Street, Whitmore Lake, Michigan 48189 (hereinafter referred to as "Lessee").

RECITALS

A. Lessor is the owner of certain real property located within Whitmore Lake, Michigan, as described on Attachment A (the "Premises").

B. Lessee desires to lease the property from Lessor for the construction and operation of a dog park.

C. Lessor is willing to lease the property to Lessee for such purposes, on the terms and conditions, below.

IT IS THEREFORE AGREED:

1. Lease of Premises. In consideration of the sum of One and 00/100 ($1.00) Dollar, and other valuable consideration, Lessor hereby leases to Lessee the Premises.

2. Lease Term. This Lease shall be for a term of twenty (20) years, commencing on May ____, 2013 and continuing until May ____, 2033, except that the Lease may be terminated:

a. By Lessor, upon written notice to Lessee, in the event that:

1) Lessee fails to complete the dog park project as proposed, or Lessee uses or attempts to use the Premises for purposes other than as a dog park; or

2) Lessor sells the Premises; or

3) Lessor, in its sole and absolute discretion, determines that the Premises are needed for Lessor's own use.

In the event of an early termination pursuant to subparagraphs 2.a.2 or 2.a.3, Lessee shall be entitled to recover from Lessor its capital expenditures for the dog park project (but not maintenance items) as follows:

Year of Termination	Percentage to be Reimbursed
1	100%
2	80%
3	60%
4	40%
5	20%
6-20	0%

b. By Lessee, at any time, upon written notice to Lessor, subject to Lessee's obligation to restore the Premises under paragraph 7, below.

3. Purpose. The leased Premises shall be used only for the purposes of the construction and operation of a dog park.

4. Construction and Operation. The construction and operation of the dog park, including all necessary maintenance, shall be at the sole cost and expense of Lessee. During all aspects of any work performed on the Premises, Lessee covenants and agrees that:

a. Lessor will be permitted continued access to the property; and

b. Lessee will carry on its work in a way that ensures no interference or disruption of Lessor's school operations.

5. Fencing of Dog Park Area and Construction of Footpath and Bridge. Lessee will, at its sole cost and expense, cause the dog park area to be fenced to separate it from the remainder of the Lessor's property. In addition, a footpath will be developed as a buffer between the fenced area and the remainder of Lessor's property. The footpath must be of a sufficient width to permit access by an emergency vehicle.

The fencing material to be used will require the reasonable approval of Lessor and shall be adequately entrenched or appropriately anchored to assure that no dog may burrow under the fence. Double gated entryways will be provided for safety and to provide a neutral zone for dogs to be leashed/unleashed. The neutral zones shall be adequate in size to contain handlers and dogs. Single, large gated openings will be installed to allow access for mowing and maintenance vehicles and a bridge will be built for such vehicles, at Lessee's sole cost and expense. The fencing shall be maintained by Lessee at its sole cost for as long as this Lease remains in effect. The Lessor is to be given keys to any locks on the gates.

6. Operation. The dog park is to be operated by Lessee in a manner that does not create a nuisance or interfere with other uses of Lessor's school site. Dog waste is to be removed and waste stations emptied on a ~~daily basis~~ weekly basis. Remediation of any nuisance by lessor shall require reimbursement. Additional invoices will be created for time and materials used by lessor to remediate.

All dogs must be leashed at all times while in the common parking area and while entering and exiting the dog park. Lessee shall be responsible for posting signs, to be approved by Lessor, reminding visitors/members of this requirement.

7. Restoration. If, as a result of any construction, maintenance, repair, or any other work performed, the Premises have been adversely affected in any manner, Lessee shall, at its sole cost and

expense, restore the Premises to a condition as good as its condition prior to such work. Such restoration shall occur not later than sixty (60) days after completion of construction, maintenance or repair, or any such work performed upon the Premises. Lessee shall also restore the Premises in similar fashion in the event it chooses not to proceed with the dog park, after having commenced construction, and also in the event that Lessee decides, at any time, not to continue to use the dog park, as well as upon Lease termination. All fencing, bridges and other structures shall be removed by Lessee upon Lease termination.

8. Indemnification. Lessee, by acceptance and execution of this Agreement, hereby agrees to indemnify and hold harmless Lessor, its employees, administrators and Board of Education, from and against any and all claims, counter-claims, suits, debts, demands, actions, judgments, liens, liabilities, damages, costs, expenses, including reasonable attorneys' fees and actual expert witness' fees, for any injury to any person(s) on or within the leased Premises, or damage to any property, including but not limited to property of the Lessor, paid or incurred by the Lessor, arising out of, resulting from or incident to, any act or omission of the Lessee, its successors, assigns, agents, guests, licensees, invitees, employees, contractors or any person(s) under oral or written contract with the Lessee relative to the leased Premises.

9. Insurance. Lessee, at its sole cost and expense, shall maintain and keep in effect during the term of this Lease, general liability insurance for the leased Premises, with a company and in a form acceptable to Lessor with the minimum limits of $2,000,000 on account of bodily injuries to or death of one person, and minimum limits of $2,000,000 on account of bodily injuries or death of more than one person, or such other amounts as Lessor may, from time to time, reasonably request, as a result of any one accident or occurrence; and property damage insurance with minimum limits of $2,000,000, or such other amounts as Lessor may, from time to time, reasonably request. Such policies shall name Lessor as an additional insured and Lessee shall provide Lessor with a certificate of insurance or other written evidence of its coverage, including an endorsement which states that such insurance may not be cancelled except upon ten (10) days prior written notice to Lessor.

10. Assignment. This Lease may not be assigned by Lessee without the prior written consent of Lessor.

11. Entire Agreement. This instrument contains the entire agreement between the parties relating to the rights herein granted and the obligations herein assumed. Any oral representations or modifications concerning this instrument shall be of no force and effect. Any modification of this Agreement must be in writing and must be signed by the party to be charged.

IN WITNESS WHEREOF, the parties hereto have executed this Lease Agreement as of the day and year first above written.

LESSOR:

WITNESSES:

WHITMORE LAKE PUBLIC SCHOOLS,
a Michigan general powers school district

_____

By: _____

_____

Its: _____

Dated: May _____, 2013

LESSEE:

WITNESSES:

NORTHFIELD TOWNSHIP,
a Michigan municipal corporation

_____

By: _____

Its: _____

_____

Dated: May _____, 2013

STATE OF MICHIGAN)
) ss
COUNTY OF WASHTENAW)

On this _____ day of May, 2013, before me personally appeared _____, _____ of WHITMORE LAKE PUBLIC SCHOOLS, a Michigan general powers school district, to me known to be the same person who executed the within instrument on behalf of WHITMORE LAKE PUBLIC SCHOOLS and who acknowledged the same to be the free act and deed of WHITMORE LAKE PUBLIC SCHOOLS.

_____

Notary Public, Washtenaw County, Michigan
Acting in Washtenaw County, Michigan
My commission expires:

STATE OF MICHIGAN)
) ss
COUNTY OF WASHTENAW)

On this _____ day of May, 2013, before me personally appeared _____, _____ of NORTHFIELD TOWNSHIP, a Michigan municipal corporation, to me known to be the same person who executed the within instrument on behalf of NORTHFIELD TOWNSHIP and who acknowledged the same to be the free act and deed of the NORTHFIELD TOWNSHIP.

_____

Notary Public, Washtenaw County, Michigan
Acting in Washtenaw County, Michigan
My commission expires:

00189372

INVOICE GL DISTRIBUTION REPORT FOR NORTHFIELD TOWNSHIP
EXP CHECK RUN DATES 08/16/2017 - 08/16/2017
BOTH JOURNALIZED AND UNJOURNALIZED OPEN
BANK CODE: MIF

OPEN

GL Number	Invoice Line Desc	Vendor	Invoice Description	Amount	Check #
Fund 101 GENERAL FUND					
Dept 101 TOWNSHIP BOARD					
101-101-807	MEMBERSHIP DUES	SEMCOG	2017-18 DESIGNATED MGMT AGENCY SERVIC	240.00	
101-101-807	MEMBERSHIP DUES	WASHTENAW AREA TRANSPORTA-	FY 2018 ANNUAL DUES	1,000.00	
101-101-956	MISCELLANEOUS	FIFER INVESTIGATIONS, LL	BACKGROUND CHECK - STEVEN AYNES	800.00	
		Total For Dept 101 TOWNSHIP BOARD		2,040.00	
Dept 171 SUPERVISOR					
101-171-957	TRAINING & DEVELOPMENT	MTA	BOARD OF REVIEW GUIDE	34.50	
		Total For Dept 171 SUPERVISOR		34.50	
Dept 215 CLERK					
101-215-716	HOSPITALIZATION	BLUE CROSS BLUE SHIELD O	PREMIUMS FOR SEPT 2017	577.77	
101-215-860	FUEL & MILEAGE	CRISTINA WILSON	MILEAGE FOR JULY 2017	16.21	
		Total For Dept 215 CLERK		593.98	
Dept 228 INFORMATION TECHNOLOGY					
101-228-936	SOFTWARE	BS&A SOFTWARE	ANNUAL SERVICE & SUPPORT 8/1/17-8/1/1	5,897.00	
101-228-936	SOFTWARE	MICRO TECH SERVICES INC	ANTIVIRUS MGMT 8/1/17-8/31/17	164.90	
		Total For Dept 228 INFORMATION TECHNOLOGY		6,061.90	
Dept 253 TREASURER					
101-253-716	HOSPITALIZATION	BLUE CROSS BLUE SHIELD O	PREMIUMS FOR SEPT 2017	832.39	
101-253-803	LEGAL	PAUL E BURNS	LEGAL SERVICES FOR JULY 2017	500.00	
		Total For Dept 253 TREASURER		1,332.39	
Dept 257 ASSESSING					
101-257-716	HOSPITALIZATION	BLUE CROSS BLUE SHIELD O	PREMIUMS FOR SEPT 2017	1,077.16	
101-257-818	CONTRACTUAL SERVICES	ASSESSMENT ADMIN. SERVIC	ASSESSOR SERVICES MID JULY-MID AUG 20	5,833.33	
		Total For Dept 257 ASSESSING		6,910.49	
Dept 265 HALL AND GROUNDS					
101-265-727		ARBOR SPRINGS WATER CO I	4 - 5 GAL ARTESIAN WATER	26.00	
101-265-727	SUPPLIES	DES MOINES STAMP MFG CO	5 BLUE INK PADS	35.50	
101-265-727	SUPPLIES	MAPS BY WAGNER	2 MAP BOOKS	40.00	
101-265-727		PRINTING SYSTEMS INC	MIF CHECKS - 1000	226.91	
101-265-727		PRINTING SYSTEMS INC	LIB CHECKS - 500	141.90	
101-265-816	GROUNDS/CLEANG/JANITORL SERVIC	J & M LANDSCAPING	LAWN CARE JULY 18, 24 & AUG 2	595.00	
101-265-940	RENTAL EQUIPMENT	U.S. BANK EQUIPMENT FINA	COPIER LEASES JULY 2017	191.01	
		Total For Dept 265 HALL AND GROUNDS		1,256.32	
Dept 270 LEGAL/PROFESSIONAL					
101-270-803	LEGAL	PAUL E BURNS	LEGAL SERVICES FOR JULY 2017	7,153.93	
101-270-806	ENGINEER	OHM ADVISORS	GENERAL ENG SERVICES THROUGH 5/13/17	199.50	
101-270-806	ENGINEER	OHM ADVISORS	FILL PERMIT REVIEW 8051 COYLE	30.00	
101-270-806	ENGINEER	OHM ADVISORS	795 SEVEN MILE FILL PERMIT REVIEW	60.00	
101-270-806	ENGINEER	OHM ADVISORS	8051 COYLE FILL PERMIT	400.00	
101-270-927	ALLOCATE TO DEPARTMENTS	PAUL E BURNS	LEGAL SERVICES FOR JULY 2017	(3,800.00)	
		Total For Dept 270 LEGAL/PROFESSIONAL		4,043.43	
Dept 412 PLANNING/ZONING DEPT					
101-412-801	PLANNER FEES	MCKENNA ASSOCIATES	PLANNING SERVICES FOR JUNE 2017	4,260.00	
101-412-823	ZONING ADMINISTRATION	MCKENNA ASSOCIATES	PLANNING SERVICES FOR JUNE 2017	1,470.00	
		Total For Dept 412 PLANNING/ZONING DEPT		5,730.00	
Dept 449 ROAD WORK					

GL Number	Invoice Line Desc	Vendor	Invoice Description	Amount	Check #
Fund 101 GENERAL FUND					
Dept 449 ROAD WORK					
101-449-805	PATHWAYS AND SIDEWALKS	TETRA TECH INC	NON-MOTORIZED PATH TRAIL DESIGN THRU	3,100.00	
101-449-813	ROADWORK	WASHTENAW COUNTY ROAD C	BRINE APPLICATIONS, DRAINAGE IMPROVEM	9,995.07	
101-449-814	ROAD IMPROVEMENTS	WASHTENAW COUNTY ROAD C	BRINE APPLICATIONS, DRAINAGE IMPROVEM	31,087.53	
		Total For Dept 449 ROAD WORK		44,182.60	
Dept 666 COMMUNITY CENTER					
101-666-716	HOSPITALIZATION	BLUE CROSS BLUE SHIELD O	PREMIUMS FOR SEPT 2017	629.93	
101-666-816	GROUNDS/CLEANG/JANITORL SERVIC	J & M LANDSCAPING	LAWN CARE JULY 18, 24 & AUG 2	50.00	
101-666-920	UTILITIES	NORTHFIELD TOWNSHIP	SEWER BILL 5/1/17-7/31/17	84.00	
101-666-930	REPAIRS & MAINTENANCE	MICRO TECH SERVICES INC	COM CTR ANTIVIRUS MGMT 8/1/17-8/31/17	15.30	
101-666-940	RENTAL EQUIPMENT	U.S. BANK EQUIPMENT FINA	COPIER LEASES JULY 2017	179.58	
		Total For Dept 666 COMMUNITY CENTER		958.81	
Dept 753 RECREATION BOARD					
101-753-931	PARK MAINITENANCE	WASTE MANAGEMENT OF MI	BARK PARK WASTE REMOVAL 8/1/17-8/31/1	15.00	
		Total For Dept 753 RECREATION BOARD		15.00	
Dept 900 CAPITAL OUTLAY					
101-900-978	LAND ACQUISITION	NORTHFIELD TOWNSHIP	STAX 2017	10.67	
101-900-978	LAND ACQUISITION	NORTHFIELD TOWNSHIP	STAX 2017	1.16	
101-900-978	LAND ACQUISITION	NORTHFIELD TOWNSHIP	STAX 2017	1.16	
101-900-978	LAND ACQUISITION	NORTHFIELD TOWNSHIP	STAX 2017	2.48	
		Total For Dept 900 CAPITAL OUTLAY		15.47	
		Total For Fund 101 GENERAL FUND		73,174.89	
Fund 207 LAW ENFORCEMENT FUND					
Dept 000					
207-000-214	DUE TO OTHERS	MICHIGAN STATE POLICE	LIVE SCAN - MARTINEZ	42.00	
		Total For Dept 000		42.00	
Dept 226 PERSONNEL					
207-226-716	HOSPITALIZATION	BLUE CROSS BLUE SHIELD O	PREMIUMS FOR SEPT 2017	1,741.23	
207-226-716	HOSPITALIZATION	BLUE CROSS BLUE SHIELD O	PREMIUMS FOR SEPT 2017	5,147.61	
		Total For Dept 226 PERSONNEL		6,888.84	
Dept 270 LEGAL/PROFESSIONAL					
207-270-803	LEGAL	PAUL E BURNS	LEGAL SERVICES FOR JULY 2017	3,300.00	
		Total For Dept 270 LEGAL/PROFESSIONAL		3,300.00	
Dept 301 OPERATING COSTS					
207-301-727		ARBOR SPRINGS WATER CO I	PD 5 - 5 GAL ARTESIAN WATER	32.50	
207-301-818	CONTRACTUAL SERVICES	OAKLAND COUNTY	CLEMIS MEMBERSHIP & LIVESCAN JULY-SEP	2,661.50	
207-301-850	COMMUNICATION	OAKLAND COUNTY	CLEMIS MEMBERSHIP & LIVESCAN JULY-SEP	2,302.93	
207-301-930	REPAIRS & MAINTENANCE	MICRO TECH SERVICES INC	PD WORKSTATION MGMT 8/1/17-8/31/17	55.70	
207-301-932	RADIO REPAIR	WASHTENAW COUNTY TREASUR	PD RADIO CHARGES	880.00	
207-301-940	RENTAL EQUIPMENT	U.S. BANK EQUIPMENT FINA	COPIER LEASES JULY 2017	217.39	
207-301-972	COMPUTER	DELL FINANCIAL SERVICES	COMPUTER RENTAL 8/26/17-9/25/17	318.63	
207-301-972	COMPUTER	MICRO TECH SERVICES INC	PD MTS MANAGED SVS 8/1/17-8/31/17	20.40	
		Total For Dept 301 OPERATING COSTS		6,489.05	
Dept 333 TRANSPORTATION					
207-333-930	REPAIRS & MAINTENANCE	ADVANCE AUTO PARTS	EXPLORER HEADLIGHT, TAURUS MINI BULB	32.18	
207-333-930		BRIGHTON FORD INC	2015 TAURUS OIL CHANGE AND CHECK ENGI	221.81	

GL Number	Invoice Line Desc	Vendor	Invoice Description	Amount	Check #
Fund 207 LAW ENFORCEMENT FUND					
Dept 333 TRANSPORTATION					
207-333-930	REPAIRS & MAINTENANCE	SUPREME DETAILING & ACCE	STROBES & MORE #ILB HALF LED LIGHTBAR	674.00	
		Total For Dept 333 TRANSPORTATION		927.99	
		Total For Fund 207 LAW ENFORCEMENT FUND		17,647.88	
Fund 216 MEDICAL RESCUE FUND					
Dept 226 PERSONNEL					
216-226-716	HOSPITALIZATION	BLUE CROSS BLUE SHIELD O	PREMIUMS FOR SEPT 2017	1,638.19	
216-226-730	MEDICAL TESTING	OCCUPATIONAL HEALTH CENT	PRE-HIRE PHYSICAL - LOWE	56.50	
		Total For Dept 226 PERSONNEL		1,694.69	
Dept 301 OPERATING COSTS					
216-301-727	SUPPLIES	ARBOR SPRINGS WATER CO I	FD 3 - 5 GAL ARTESIAN WATER	19.50	
216-301-727	SUPPLIES	TIME EMERGENCY EQUIPMENT	VANTAGE 180, ORANGE X 88	5,632.00	
216-301-741	UNIFORMS/GEAR & ALLOWANCE	WEST SHORE FIRE INC	HELMET WITH FACE SHIELD, BULLARD LEAT	302.76	
216-301-820	DISPATCH SERVICES	EMERGENT HEALTH PARTNERS	FIRE DISPATH SERVICES AUGUST 2017	900.82	
216-301-932	RADIO REPAIR	WASHTENAW COUNTY TREASUR	FD RADIO CHARGES	1,760.00	
216-301-972	COMPUTER	DELL FINANCIAL SERVICES	COMPUTER RENTAL 8/26/17-9/25/17	318.63	
		Total For Dept 301 OPERATING COSTS		8,933.71	
Dept 333 TRANSPORTATION					
216-333-930	REPAIRS & MAINTENANCE	ADVANCE AUTO PARTS - FD	HEAVY DUTY FUNNEL	2.63	
216-333-930	REPAIRS & MAINTENANCE	BADER & SONS CO.	REPAIR - LOW OIL PRESSURE SWITCH	297.87	
216-333-930	REPAIRS & MAINTENANCE	EMERGENCY VEHICLES PLUS	RESCUE 82 2004 F-550 ANNUAL DOT INSP	145.10	
216-333-930	REPAIRS & MAINTENANCE	EMERGENCY VEHICLES PLUS	RESCUE 81 2006 F-550 ANNUAL DOT INSPE	145.10	
216-333-930	REPAIRS & MAINTENANCE	EMERGENCY VEHICLES PLUS	TANKER #82 ANNUAL DOT INSPECTION	129.90	
216-333-930	REPAIRS & MAINTENANCE	EMERGENCY VEHICLES PLUS	TANKER 81 ANNUAL DOT INSPECTION	129.90	
216-333-930	REPAIRS & MAINTENANCE	EMERGENCY VEHICLES PLUS	LADDER 81 ANNUAL DOT INSPECTION	190.16	
216-333-930	REPAIRS & MAINTENANCE	EMERGENCY VEHICLES PLUS	ENGINE 82 FREIGHTLINER ANNUAL DOT INS	190.16	
216-333-930	REPAIRS & MAINTENANCE	EMERGENCY VEHICLES PLUS	BRUSH 81 F-250 ANNUAL DOT INSPECTION	129.90	
		Total For Dept 333 TRANSPORTATION		1,360.72	
		Total For Fund 216 MEDICAL RESCUE FUND		11,989.12	
Fund 248 DOWNTOWN DEVELOPMENT AUTH					
Dept 301 OPERATING COSTS					
248-301-801	PLANNER FEES	MCKENNA ASSOCIATES	NORTHFIELD DOWNTOWN PLAN 7/1/17-7/31/	3,735.00	
248-301-801	PLANNER FEES	MCKENNA ASSOCIATES	NORTHFIELD DOWNTOWN PLAN SERVICES FOR	5,727.00	
		Total For Dept 301 OPERATING COSTS		9,462.00	
		Total For Fund 248 DOWNTOWN DEVELOPMENT AUTH		9,462.00	
Fund 287 BUILDING DEPARTMENT FUND					
Dept 301 OPERATING COSTS					
287-301-727		QUICK SILVER	CODE ENFORCEMENT TAGS - 500	139.98	
		Total For Dept 301 OPERATING COSTS		139.98	
		Total For Fund 287 BUILDING DEPARTMENT FUND		139.98	
Fund 370 PUBLIC SAFETY BLDG DEBT FD					
Dept 301 OPERATING COSTS					
370-301-816	GROUNDS/CLEANG/JANITORL SERVIC	J & M LANDSCAPING	LAWN CARE JULY 18, 24 & AUG 2	100.00	
370-301-920	UTILITIES	NORTHFIELD TOWNSHIP	PSB SEWER BILL 5/1/17-7/31/17	1,428.00	
370-301-930	REPAIRS & MAINTENANCE	ALISON MECHANICAL	REBUILD FLOAT STATION ON SUMP PUMP	1,008.80	

GL Number	Invoice Line Desc	Vendor	Invoice Description	Amount	Check #
Fund 370 PUBLIC SAFETY BLDG DEBT FD					
Dept 301 OPERATING COSTS					
370-301-930	REPAIRS & MAINTENANCE	ALLIANCE WINDOW CLEANING	PSB WINDOWS 7/13/17	10.00	
370-301-930	REPAIRS & MAINTENANCE	ALLIANCE WINDOW CLEANING	PSB ENTRANCEWAY 7/27/17	10.00	
370-301-930	REPAIRS & MAINTENANCE	ALLIANCE WINDOW CLEANING	PSB ENTRANCEWAY 8/10/17	10.00	
370-301-930	REPAIRS & MAINTENANCE	MASTERCRAFT PLUMBING, IN	RE-ROUTE DISCHARGE FOR SOFTENER	488.00	
370-301-930	REPAIRS & MAINTENANCE	MASTERCRAFT PLUMBING, IN	REPAIR WATER HEATER	1,192.40	
370-301-930	REPAIRS & MAINTENANCE	WASHTENAW CNTY ENVIRONME	TESTING FOR COLIFORM & NITRATES 6/22/	27.00	
		Total For Dept 301 OPERATING COSTS		4,274.20	
		Total For Fund 370 PUBLIC SAFETY BLDG DEBT FD		4,274.20	
Fund 571 WASTEWATER TREATMENT FUND					
Dept 226 PERSONNEL					
571-226-716	HOSPITALIZATION	BLUE CROSS BLUE SHIELD O	PREMIUMS FOR SEPT 2017	1,254.81	
571-226-716	HOSPITALIZATION	BLUE CROSS BLUE SHIELD O	PREMIUMS FOR SEPT 2017	5,659.11	
		Total For Dept 226 PERSONNEL		6,913.92	
Dept 270 LEGAL/PROFESSIONAL					
571-270-806	ENGINEER	TETRA TECH INC	INTERCEPTOR FLOW MONITORING THROUGH 6	12,244.35	
		Total For Dept 270 LEGAL/PROFESSIONAL		12,244.35	
Dept 301 OPERATING COSTS					
571-301-817	LAB & TESTING	BRIGHTON ANALYTICAL LLC	QUARTERLY SAMPLING (JULY)	855.00	
571-301-819	COLLECTION SYS ANNUAL MAINT	ADVANCE AUTO PARTS - WWT	OIL & OIL FILTER	41.46	
571-301-819	COLLECTION SYS ANNUAL MAINT	HAMBURG TOWNSHIP	PUMP REBUILD	913.09	
571-301-819	COLLECTION SYS ANNUAL MAINT	SHARE CORP.	INDEX-TEND PRY BAR-LARGE	313.61	
571-301-819	COLLECTION SYS ANNUAL MAINT	UIS SCADA	REPLACE CONTROL FUSE AT E. SHORE LIFT	378.00	
571-301-930	REPAIRS & MAINTENANCE	ARBOR SPRINGS WATER CO I	WWTP 12 - 5 GAL ARTESIAN WATER	75.00	
571-301-930	REPAIRS & MAINTENANCE	DESIGN COMFORT CO., INC.	CHILLER REPLACEMENT	11,750.00	
571-301-940	RENTAL EQUIPMENT	U.S. BANK EQUIPMENT FINA	COPIER LEASES JULY 2017	131.22	
		Total For Dept 301 OPERATING COSTS		14,457.38	
		Total For Fund 571 WASTEWATER TREATMENT FUND		33,615.65	

GL Number	Invoice Line Desc	Vendor	Invoice Description	Amount	Check #

Fund Totals:

Fund 101 GENERAL FUND	73,174.89
Fund 207 LAW ENFORCEME	17,647.88
Fund 216 MEDICAL RESCU	11,989.12
Fund 248 DOWNTOWN DEVE	9,462.00
Fund 287 BUILDING DEPA	139.98
Fund 370 PUBLIC SAFETY	4,274.20
Fund 571 WASTEWATER TR	33,615.65
Total For All Funds:	150,303.72

CHECK DISBURSEMENT REPORT FOR NORTHFIELD TOWNSHIP
CHECK DATE FROM 07/11/2017 - 08/10/2017
Banks: MIF

PAID

Check Date	Bank	Check #	Invoice	Payee	Description	Account	Dept	Amount
Fund: 101 GENERAL FUND								
07/13/2017	MIF	42530*#	VR0000365616	ADVANCED DISPOSAL	COM CTR TRASH REMOVAL 7/1/17-9/30/	930	666	63.36
07/13/2017	MIF	42533*#	21283	ALLIANCE WINDOW CLEANING	COM CTR WINDOWS 5/31/17	930	666	58.00
07/13/2017	MIF	42534*#	1665895	ARBOR SPRINGS WATER CO INC	2 - 5 GAL ARTESIAN WATER & RENTAL	727	265	13.00
			1665895		2 - 5 GAL ARTESIAN WATER & RENTAL	940	265	14.00
				CHECK MIF 42534 TOTAL FOR FU				27.00
07/13/2017	MIF	42535	07012017	ASSESSMENT ADMIN. SERVICES,	ASSESSING SERVICE MID-JUNE TO MID-	818	257	5,833.33
07/13/2017	MIF	42537	27793	BERENDS HENDRICKS STUIT INSU	PAR PLAN RENEWAL EFFECTIVE 7/1/17	123	000	110,612.00
07/13/2017	MIF	42542*#	0083771062717	CHARTER COMMUNICATIONS	PSB & OFFICE PHONES 7/7/17-8/6/17	850	265	159.96
			0075124070117		PEG STATION ACCOUNT 7/9/17-8/8/17	850	265	9.76
			0083763062417		COM CTR TV, PHONE & INTERNET 7/4/1	850	666	226.25
				CHECK MIF 42542 TOTAL FOR FU				395.97
07/13/2017	MIF	42543	REIMBURSE	CHRISTINA ROLLISON	CNA SURETY BOND FOR BECOMING NOTAR	957	253	55.00
07/13/2017	MIF	42544*#	8576904701	CONSTELLATION ENERGY SERVICE	ELECTRIC SUPPLY 5/24/17-6/23/17 83	920	666	71.44
07/13/2017	MIF	42546	MILEAGE	DAWN SAMFILIPPO	MILEAGE TO BANK & POST OFFICE 5/4/	860	253	43.82
07/13/2017	MIF	42549*#	9100 116 3119 9	DTE ENERGY	66 6 MILE RD #SIREN 6/2/17-6/30/17	920	265	15.92
07/13/2017	MIF	42550	9100 4059 5829	DTE ENERGY	STREET LIGHTS 6/1/17-6/30/17	920	448	3,027.30
07/13/2017	MIF	42555	2	FONSON COMPANY, INC.	NON-MOTORIZED PATH PHASE 3 PAYMENT	929	449	76,510.62
07/13/2017	MIF	42557	2363	HURON RIVER WATERSHED COUNCI	ANNUAL MEMBERSHIP APR 2017-MARCH 2	807	101	781.84
07/13/2017	MIF	42558*#	2855	J & M LANDSCAPING	LAWN MAINTENANCE APRIL-JUNE 2017	816	265	2,165.00
			2911		WEEDING, MULCH, HEDGE TRIMMING MAY	816	265	1,500.00
			2855		LAWN MAINTENANCE APRIL-JUNE 2017	816	666	225.00
			2911		WEEDING, MULCH, HEDGE TRIMMING MAY	816	666	300.00
			2855		LAWN MAINTENANCE APRIL-JUNE 2017	727	753	50.00
			2911		WEEDING, MULCH, HEDGE TRIMMING MAY	727	753	150.00
				CHECK MIF 42558 TOTAL FOR FU				4,390.00
07/13/2017	MIF	42559#	55	JAMES NELSON	VIDEO SERVICES JANUARY 2017	723	215	170.00

Check Date	Bank	Check #	Invoice	Payee	Description	Account	Dept	Amount
Fund: 101 GENERAL FUND								
			56		VIDEO SERVICES FEBRUARY 2017	723	215	170.00
			57		VIDEO SERVICES MARCH 2017	723	215	170.00
			58		VIDEO SERVICES APRIL 2017	723	215	255.00
			59		VIDEO SERVICES MAY 2017	723	215	680.00
			60		VIDEO SERVICES JUNE 2017	723	215	255.00
			55		VIDEO SERVICES JANUARY 2017	723	412	170.00
			56		VIDEO SERVICES FEBRUARY 2017	723	412	170.00
			57		VIDEO SERVICES MARCH 2017	723	412	170.00
			58		VIDEO SERVICES APRIL 2017	723	412	170.00
			59		VIDEO SERVICES MAY 2017	723	412	85.00
			60		VIDEO SERVICES JUNE 2017	723	412	85.00
				CHECK MIF 42559 TOTAL FOR FU				2,550.00
07/13/2017	MIF	42561	REFUND	JOHN MCCONNACHIE	ZONING COMPLIANCE CANCELLED	477	412	100.00
07/13/2017	MIF	42562#	261529	KENT COMMUNICATIONS INC	SUMMER 2017 TAX BILLS	900	101	683.37
			261529		SUMMER 2017 TAX BILLS	804	253	735.61
			261529		SUMMER 2017 TAX BILLS	851	253	173.23
				CHECK MIF 42562 TOTAL FOR FU				1,592.21
07/13/2017	MIF	42563	REIMBURSE	KIM POHL	POPCORN MACHINE, CART & EQUIPMENT	970	666	50.00
07/13/2017	MIF	42565	CLASSES	LINDA HARTLEY	CHAIR YOGA & GENTLE YOGA FOR JUNE	815	666	180.00
07/13/2017	MIF	42566	CLASSES	LISA ABRAMS	GENTLE ENERGY EXERCISE WINTER/SPRI	815	666	44.00
07/13/2017	MIF	42568	MILEAGE	MARY BIRD	MILEAGE FOR MAY & JUNE 2017	860	412	51.36
07/13/2017	MIF	42569	20088	MASTERCRAFT PLUMBING, INC.	REPAIR TO FAUCET & ADJUSTED FLOW T	930	666	354.00
07/13/2017	MIF	42570*	4273	MCGRAW MORRIS P.C.	LABOR COUNSEL MAY 2017	803	270	4,111.30
			3163		LABOR COUNSEL: SERVICES FOR NOV. 2	803	270	25.00
			3705		LABOR COUNSEL: SERVICES FOR JULY 2	803	270	62.50
			3960		LABOR COUNSEL: SERVICES FOR NOV. 2	803	270	25.00
			4189		LABOR COUNSEL: SERVICES FOR MARCH	803	270	612.50
			4079		LABOR COUNSEL: SERVICES FOR JAN &	803	270	443.75
				CHECK MIF 42570 TOTAL FOR FU				5,280.05
07/13/2017	MIF	42571*#	21601-5	MCKENNA ASSOCIATES	PLANNING & ZONING SERVICES 5/1/17-	801	412	2,207.50
			21601-5		PLANNING & ZONING SERVICES 5/1/17-	823	412	810.00
				CHECK MIF 42571 TOTAL FOR FU				3,017.50

Check Date	Bank	Check #	Invoice	Payee	Description	Account	Dept	Amount
Fund: 101 GENERAL FUND								
07/13/2017	MIF	42572	MILEAGE	MICHAEL A. RANKIN	CODE ENFORCEMENT MILEAGE JUNE 2017	860	412	56.23
07/13/2017	MIF	42573*#	31378	MICRO TECH SERVICES INC	OFFICE ANTI-VIRUS MGMT 7/1/17-7/31	930	265	164.90
			31379		COM CTR ANTIVIRUS MGMT 7/1/17-7/31	930	666	15.30
				CHECK MIF 42573 TOTAL FOR FU				180.20
07/13/2017	MIF	42575#	0002044934	MLIVE MEDIA GROUP	ADS 6/4/17-6/25/17	900	101	374.26
			0002044934		ADS 6/4/17-6/25/17	900	191	458.00
			0002044934		ADS 6/4/17-6/25/17	900	412	150.00
				CHECK MIF 42575 TOTAL FOR FU				982.26
07/13/2017	MIF	42577	00291055	MUNICODE	ADMIN SUPPORT FEE 6/1/17-5/31/18	818	172	275.00
07/13/2017	MIF	42579*#	7900 0440 8028 914	NEOFUNDS BY NEOPOST	POSTAGE FOR JUNE 2017	851	191	479.49
			7900 0440 8028 914		POSTAGE FOR JUNE 2017	851	257	19.32
			7900 0440 8028 914		POSTAGE FOR JUNE 2017	851	265	144.90
			7900 0440 8028 914		POSTAGE FOR JUNE 2017	851	412	7.28
			7900 0440 8028 914		POSTAGE FOR JUNE 2017	851	666	112.24
				CHECK MIF 42579 TOTAL FOR FU				763.23
07/13/2017	MIF	42581*#	MAY 2017	PAUL E BURNS	LEGAL SERVICES FOR MAY 2017 + JUNE	803	253	500.00
			JUNE 2017		LEGAL SERVICES FOR JUNE 2017	803	253	500.00
			MAY 2017		LEGAL SERVICES FOR MAY 2017 + JUNE	803	270	11,066.80
			JUNE 2017		LEGAL SERVICES FOR JUNE 2017	803	270	6,866.80
			MAY 2017		LEGAL SERVICES FOR MAY 2017 + JUNE	927	270	(3,800.00)
			JUNE 2017		LEGAL SERVICES FOR JUNE 2017	927	270	(3,800.00)
				CHECK MIF 42581 TOTAL FOR FU				11,333.60
07/13/2017	MIF	42583	100703	PRINTING SYSTEMS INC	BALLOT ENEVELOPES, VOTER ID CARDS,	727	191	197.60
07/13/2017	MIF	42585	MULTIPLE	STANTEC CONSULTING MICHIGAN,	PONTIAC TRAIL FEASIBILITY STUDY -	800	270	5,000.00
07/13/2017	MIF	42587	REIMBURSE	TAMI AVERILL	PROGRAM & SR NUTRITION SUPPLIES 4/	815	666	84.02
			REIMBURSE		PROGRAM & SR NUTRITION SUPPLIES 4/	822	666	41.26
				CHECK MIF 42587 TOTAL FOR FU				125.28
07/13/2017	MIF	42588	38923	TUTHILL FARMS & COMPOSTING I	COM. GARDEN: GARDEN MIX & DELIVERY	727	753	475.00
07/13/2017	MIF	42589*#	334100005	U.S. BANK EQUIPMENT FINANCE	COPIER LEASES JUNE 2017	940	265	191.01

Check Date	Bank	Check #	Invoice	Payee	Description	Account	Dept	Amount
Fund: 101 GENERAL FUND								
			334100005		COPIER LEASES JUNE 2017	940	666	179.58
				CHECK MIF 42589 TOTAL FOR FU				370.59
07/13/2017	MIF	42593	7990893-1717-3	WASTE MANAGEMENT OF MI	BARK PARK WASTE REMOVAL 7/1/17-7/3	931	753	15.00
07/17/2017	MIF	363(E)*#		PAYROLL	SUPERVISOR WAGES	701	171	480.77
					SUPERVISOR FICA	715	171	36.78
					ASST TO TOWNSHIP MANAGER-CLERICAL	704	172	1,046.22
					TOWNSHIP MANAGER DEPT. FICA	715	172	190.19
					CONTROLLER WAGES	722	172	1,440.00
					CLERK WAGES	701	215	480.77
					DEPUTY CLERK WAGES	703	215	1,520.00
					CLERK DEPT. FICA	715	215	153.06
					DEPUTY CLERK PENSION	718	215	152.00
					TREASURER WAGES	701	253	480.77
					DEPUTY TREASURER WAGES	703	253	1,440.00
					CLERICAL WAGES	704	253	851.25
					TREASURER DEPT. FICA	715	253	199.93
					DEPUTY TREASURER PENSION	718	253	144.00
					ASST ASSESSOR	709	257	1,565.60
					ASST ASSESSOR FICA	715	257	119.77
					ASST ASSESSOR PENSION	718	257	156.56
					JANITORIAL WAGES	710	265	450.00
					JANITORIAL FICA	715	265	34.43
					PAYROLL FEES	727	265	18.62
					ZBA WAGES	707	412	737.50
					ZBA / PLANNING FICA	715	412	56.41
					COMM. CENTER DIRECTOR WAGES	701	666	1,668.80
					JANITORIAL WAGES	710	666	320.00
					COMM. CENTER FICA	715	666	147.94
					COMM CENTER DIRECTOR-PENSION	718	666	166.88
				CHECK MIF 363(E) TOTAL FOR F				14,058.25
07/19/2017	MIF	42596*#	007011521-0002	BLUE CROSS BLUE SHIELD OF MI	PREMIUMS FOR AUG 2017	716	257	1,077.16
07/19/2017	MIF	42597*#	007011521-0001	BLUE CROSS BLUE SHIELD OF MI	PREMIUMS FOR AUG 2017	716	215	577.77
			007011521-0001		PREMIUMS FOR AUG 2017	716	253	832.39
			007011521-0001		PREMIUMS FOR AUG 2017	716	666	629.93
				CHECK MIF 42597 TOTAL FOR FU				2,040.09

Check Date	Bank	Check #	Invoice	Payee	Description	Account	Dept	Amount
Fund: 101 GENERAL FUND								
07/19/2017	MIF	42599	7694119	QUILL CORP	COM CTR SUPPLIES - PAPER	727	666	97.98
07/19/2017	MIF	42600	366393431	TERMINIX	COM CTR PEST CONTROL 6/27/17	930	666	45.00
			362954387		COM CTR PEST CONTROL 2/28/17	930	666	43.00
				CHECK MIF 42600 TOTAL FOR FU				88.00
07/19/2017	MIF	42602	NORTHFIELD ESTATES	WASHTENAW COUNTY TREASURER	NF ESTATES MONTHLY LICENSE FEE JUL	214	000	1,197.50
07/20/2017	MIF	42603*#	7962723301	CONSTELLATION ENERGY SERVICE	ELECTRIC SUPPLY 4/26/17-5/24/17	920	666	63.81
07/25/2017	MIF	42604	NMP EASEMENT	REGISTER OF DEEDS	B-02-06-400-019 RECORDING FEE & TR	805	449	202.00
07/25/2017	MIF	42605	NMP EASEMENT	REGISTER OF DEEDS	B-02-06-400-020 RECORDING FEE & TR	805	449	202.00
07/25/2017	MIF	42606	NMP EASEMENT	REGISTER OF DEEDS	B-02-06-400-024 RECORDING FEE & TR	805	449	116.00
07/25/2017	MIF	42607	NMP EASEMENT	REGISTER OF DEEDS	B-02-06-400-025 RECORDING FEE & TR	805	449	51.50
07/28/2017	MIF	42613*#	1000 0973 9812	CONSUMERS ENERGY	9101 MAIN ST 6/22/17-7/21/17	920	666	16.83
07/28/2017	MIF	42619	CLASSES	JENNIE FULLER	ESSENTIAL OILS MAKE & TAKE	815	666	20.00
07/28/2017	MIF	42622#	XXXX XXXX XXXX 589	PNC BANK	WILSON CHARGES 6/30/17-7/14/17	957	171	299.00
			XXXX XXXX XXXX 589		WILSON CHARGES 6/30/17-7/14/17	727	191	270.34
			XXXX XXXX XXXX 589		WILSON CHARGES 6/30/17-7/14/17	727	265	14.95
				CHECK MIF 42622 TOTAL FOR FU				584.29
07/28/2017	MIF	42623*#	XXXX XXXX XXXX 327	PNC BANK	WAGNER CHARGES 6/26/17-7/14/17	850	265	45.00
07/28/2017	MIF	42626*#	XXXX XXXX XXXX 354	STAPLES CREDIT PLAN	PD & OFFICE SUPPLIES	727	265	108.23
07/28/2017	MIF	42627	186	STARDUST THEATRE RENTALS	MOVIE SCREEN RENTAL 7/14/17	815	666	350.00
07/28/2017	MIF	42631	426	WASHTENAW COUNTY TREASURER	03/2017 P.R.E. INVOICE	938	265	166.52
07/28/2017	MIF	42634	MILEAGE	CRISTINA WILSON	MILEAGE FOR JUNE 2017 - GIS TRAINI	860	215	39.96
07/31/2017	MIF	364(E)*#		PAYROLL	SUPERVISOR WAGES	701	171	480.77
					SUPERVISOR FICA	715	171	36.78
					ASST TO TOWNSHIP MANAGER-CLERICAL	704	172	1,044.00
					TOWNSHIP MANAGER DEPT. FICA	715	172	196.91
					CONTROLLER WAGES	722	172	1,530.00

Check Date	Bank	Check #	Invoice	Payee	Description	Account	Dept	Amount
Fund: 101 GENERAL FUND								
					CLERK WAGES	701	215	480.77
					DEPUTY CLERK WAGES	703	215	1,611.20
					CLERK DEPT. FICA	715	215	160.03
					DEPUTY CLERK PENSION	718	215	161.12
					BOARD OF REVIEW FEE	706	247	27.00
					SOCIAL SECURITY	715	247	2.07
					TREASURER WAGES	701	253	480.77
					DEPUTY SALARIES	703	253	1,526.40
					CLERICAL WAGES	704	253	802.50
					TREASURER DEPT. FICA	715	253	202.79
					DEPUTY TREASURER PENSION	718	253	152.64
					ASST ASSESSOR	709	257	1,659.20
					ASST ASSESSOR FICA	715	257	126.93
					ASST ASSESSOR PENSION	718	257	165.92
					PAYROLL FEES	727	265	19.66
					ZBA WAGES	707	412	687.50
					ZBA / PLANNING FICA	715	412	98.50
					PLANN COMM WAGES	726	412	600.00
					COMM. CENTER DIRECTOR WAGES	701	666	1,768.93
					COMM. CENTER FICA	715	666	131.11
					COMM CENTER DIRECTOR-PENSION	718	666	176.88
				CHECK MIF 364(E) TOTAL FOR F				14,330.38
08/01/2017	MIF	42635	3	FONSON COMPANY, INC.	NON-MOTORIZED PATH WORK COMPLETED	805	449	185,189.20
08/04/2017	MIF	42642	2	VINCENT BADALAMENTI	ACCUVOTE & AUTOMARK TESTING FOR 8/	818	191	350.00
08/10/2017	MIF	42643	REFUND	ANDREW LAKATOS	PARTIAL REFUND FOR NON-MOTORIZED P	694	336	1,565.00
08/10/2017	MIF	42644*#	968961	APPLIED IMAGING	OFFICE & PD COPIER MAINT AGREEMENT	727	265	41.32
			968961		OFFICE & PD COPIER MAINT AGREEMENT	727	265	48.19
			967401		WWTP & COM CTR COPIER MAINT AGREEM	727	666	31.32
				CHECK MIF 42644 TOTAL FOR FU				120.83
08/10/2017	MIF	42646*#	0083771072717	CHARTER COMMUNICATIONS	OFFICE & PSB PHONES & INTERNET 8/7	850	265	159.96
			0075124080117		PEG STATION & CABLE BOXES 8/9/17-9	850	265	9.76
			0083763072417		COM CTR PHONE, TV & INTERNET 8/4/1	850	666	226.25
				CHECK MIF 42646 TOTAL FOR FU				395.97
08/10/2017	MIF	42648	CLASSES	CHRISTINE STEWART	LINE DANCE FOR BEGINNERS - JULY	815	666	156.00

Check Date	Bank	Check #	Invoice	Payee	Description	Account	Dept	Amount
Fund: 101 GENERAL FUND								
08/10/2017	MIF	42649*#	9206985901	CONSTELLATION ENERGY SERVICE	ENERGY SUPPLY 6/24/17-7/25/17	920	666	96.11
08/10/2017	MIF	42651*#	9100 116 3119 9	DTE ENERGY	66 6 MILE #SIREN 7/1/17-8/1/17	920	265	15.92
			9100 116 2986 2		9101 MAIN ST 6/24/17-7/25/17	920	666	110.28
				CHECK MIF 42651 TOTAL FOR FU				126.20
08/10/2017	MIF	42653	9100 4059 5829	DTE ENERGY	STREET LIGHTS 7/1/17-7/31/17	920	448	3,049.82
08/10/2017	MIF	42655#	0002058974	MLIVE MEDIA GROUP	ADS 7/2/17-7/30/17	900	101	1,072.52
			0002058974		ADS 7/2/17-7/30/17	900	191	1,117.64
			0002058974		ADS 7/2/17-7/30/17	900	412	321.39
				CHECK MIF 42655 TOTAL FOR FU				2,511.55
08/10/2017	MIF	42660	XXXX XXXX XXXX 133	PNC BANK	AVERILL CHARGES 6/18/17-7/15/17	727	666	4.79
			XXXX XXXX XXXX 133		AVERILL CHARGES 6/18/17-7/15/17	727	666	(0.08)
			XXXX XXXX XXXX 133		AVERILL CHARGES 6/18/17-7/15/17	815	666	470.54
			XXXX XXXX XXXX 133		AVERILL CHARGES 6/18/17-7/15/17	822	666	91.38
				CHECK MIF 42660 TOTAL FOR FU				566.63
08/10/2017	MIF	42661	8163853	QUILL CORP	OFFICE SUPPLIES -	727	265	30.94
			8234979		ADDRESS STAMPER	727	265	15.74
			6624794		USB TYPE-C TO VGA VIDEO	727	265	26.99
			6624794C		CREDIT FOR RETURN - USB TYPE-C TO	727	265	(26.99)
				CHECK MIF 42661 TOTAL FOR FU				46.68
08/10/2017	MIF	42662	2374	SIGN A RAMA	NAMES PLATES: WILLIS, AYNES, BOARD	727	265	179.70
08/10/2017	MIF	42663	187	STARDUST THEATRE RENTALS	MOVIE SCREEN RENTAL 7/28/17	815	666	350.00
08/10/2017	MIF	42665	CLASS	TAMMY GOLL-BRAUNSCHEIDEL	NAPKIN BASKET CLASS	815	666	102.00
08/10/2017	MIF	42666	367215357	TERMINIX	COM CTR PEST CONTROL - 1 YEAR IN A	930	666	523.80
08/10/2017	MIF	42667	335539359	U.S. BANK EQUIPMENT FINANCE	PRINTER LEASE AUG 2017	940	265	65.23
08/10/2017	MIF	42668	344	WASHTENAW COUNTY TREASURER	03/2017 MTT/STC INVOICE CHARGEBAC	938	265	1,039.97
			371		04/2017 CHARGEBACKS	938	265	355.57
				CHECK MIF 42668 TOTAL FOR FU				1,395.54
08/10/2017	MIF	42669	NORTHFIELD ESTATES	WASHTENAW COUNTY TREASURER	NF ESTATES MONTHLY LICENSE FEE JUL	214	000	1,197.50

Check Date	Bank	Check #	Invoice	Payee	Description	Account	Dept	Amount
Fund: 101 GENERAL FUND								
					Total for fund 101 GENERAL FUND			467,721.97

Check Date	Bank	Check #	Invoice	Payee	Description	Account	Dept	Amount
Fund: 207 LAW ENFORCEMENT FUND								
07/13/2017	MIF	42534*#	1665892	ARBOR SPRINGS WATER CO INC	PD 4 - 5 GAL ARTESIAN WATER & RENT	727	301	40.00
07/13/2017	MIF	42542*#	0075124070117	CHARTER COMMUNICATIONS	PEG STATION ACCOUNT 7/9/17-8/8/17	850	301	28.00
07/13/2017	MIF	42547*	79087816	DELL FINANCIAL SERVICES	LEASE 7/26/17-8/25/17	972	301	318.63
07/13/2017	MIF	42570*	3960	MCGRAW MORRIS P.C.	LABOR COUNSEL: SERVICES FOR NOV. 2	803	270	1,256.35
			4189		LABOR COUNSEL: SERVICES FOR MARCH	803	270	275.00
			4079		LABOR COUNSEL: SERVICES FOR JAN &	803	270	56.25
				CHECK MIF 42570 TOTAL FOR FU				1,587.60
07/13/2017	MIF	42573*#	31386	MICRO TECH SERVICES INC	PD MTS MANAGED SERVICES 7/1/17-7/3	930	301	55.70
07/13/2017	MIF	42576	13166308	MOTOROLA SOLUTIONS, INC.	BATTERY	930	301	294.00
07/13/2017	MIF	42579*#	7900 0440 8028 914	NEOFUNDS BY NEOPOST	POSTAGE FOR JUNE 2017	851	301	7.67
07/13/2017	MIF	42581*#	MAY 2017	PAUL E BURNS	LEGAL SERVICES FOR MAY 2017 + JUNE	803	270	3,300.00
			JUNE 2017		LEGAL SERVICES FOR JUNE 2017	803	270	3,300.00
				CHECK MIF 42581 TOTAL FOR FU				6,600.00
07/13/2017	MIF	42589*#	334100005	U.S. BANK EQUIPMENT FINANCE	COPIER LEASES JUNE 2017	940	301	217.39
07/13/2017	MIF	42591	33555	VAL'S SERVICE STATION	2014 TAURUS - 4 NEW TIRES	930	333	1,119.80
			33593		2015 TAURUS REPLACE BENT WHEEL & B	930	333	197.88
				CHECK MIF 42591 TOTAL FOR FU				1,317.68
07/13/2017	MIF	42592	270	WASHTENAW COUNTY TREASURER	DISPATCH SERVICES JUNE 2017	820	301	5,278.91
07/13/2017	MIF	42594	1	WAYNE COUNTY COMMUNITY	HEARTSAVER FIRST AID	807	301	35.75
07/17/2017	MIF	363(E)*#		PAYROLL	LAW ENFORCEMENT SUPERVISORS WAGES	701	226	7,782.85
					LAW ENFORCEMENT FULL-TIME WAGES	702	226	17,110.60
					LAW ENFORCEMENT CLERICAL WAGES	704	226	2,653.11
					LAW ENFORCEMENT PART-TIME WAGES	708	226	1,046.91
					JANITORIAL WAGES	710	226	680.00
					LAW ENFORCEMENT OVER-TIME WAGES	711	226	1,348.47

Check Date	Bank	Check #	Invoice	Payee	Description	Account	Dept	Amount
Fund: 207 LAW ENFORCEMENT FUND								
					LAW ENFORCEMENT FICA	715	226	2,334.06
					LAW ENFORCEMENT PENSION	718	226	2,655.52
					PAYROLL FEE	727	301	21.00
				CHECK MIF 363(E) TOTAL FOR F				35,632.52
07/19/2017	MIF	42596*#	007011521-0002	BLUE CROSS BLUE SHIELD OF MI	PREMIUMS FOR AUG 2017	716	226	5,147.61
07/19/2017	MIF	42597*#	007011521-0001	BLUE CROSS BLUE SHIELD OF MI	PREMIUMS FOR AUG 2017	716	226	1,741.23
07/28/2017	MIF	42609	JKF6289	CDW GOVERNMENT INC	VERBATIM DVD-R 4.7GB 50PF INKJET H	972	301	130.48
07/28/2017	MIF	42623*#	XXXX XXXX XXXX 327	PNC BANK	WAGNER CHARGES 6/26/17-7/14/17	727	301	471.17
			XXXX XXXX XXXX 327		WAGNER CHARGES 6/26/17-7/14/17	851	301	114.14
				CHECK MIF 42623 TOTAL FOR FU				585.31
07/28/2017	MIF	42624	70031543	PRIORITY ONE EMERGENCY	CUSTOM CHEST PATCH	741	301	230.00
07/28/2017	MIF	42626*#	XXXX XXXX XXXX 354	STAPLES CREDIT PLAN	PD & OFFICE SUPPLIES	727	301	183.74
07/28/2017	MIF	42630*	9788697854	VERIZON WIRELESS MESSAGING S	CELL SERVICE 6/5/17-7/4/17	850	301	186.84
07/28/2017	MIF	42632	5004091747	WELLS FARGO FINANCIAL LEASIN	PD PRINTER LEASES 7/8/17-8/7/17	972	301	196.30
07/28/2017	MIF	42633*	50626103	WEX BANK	PD FUEL CHARGES JULY 2017	860	333	1,348.57
07/31/2017	MIF	364(E)*#		PAYROLL	LAW ENFORCEMENT SUPERVISORS WAGES	701	226	8,089.68
					LAW ENFORCEMENT FULL-TIME WAGES	702	226	18,131.98
					LAW ENFORCEMENT CLERICAL WAGES	704	226	2,753.46
					LAW ENFORCEMENT PART-TIME WAGES	708	226	1,366.73
					LAW ENFORCEMENT OVER-TIME WAGES	711	226	3,714.73
					LAW ENFORCEMENT FICA	715	226	2,589.36
					LAW ENFORCEMENT PENSION	718	226	2,731.48
					PAYROLL FEE	727	301	22.17
				CHECK MIF 364(E) TOTAL FOR F				39,399.59
08/10/2017	MIF	42644*#	968961	APPLIED IMAGING	OFFICE & PD COPIER MAINT AGREEMENT	727	301	20.45
08/10/2017	MIF	42646*#	0075124080117	CHARTER COMMUNICATIONS	PEG STATION & CABLE BOXES 8/9/17-9	850	301	28.00

Check Date	Bank	Check #	Invoice	Payee	Description	Account	Dept	Amount
Fund: 207 LAW ENFORCEMENT FUND								
08/10/2017	MIF	42657*	ARR0008793	NEXTIVA INC.	PD & FD PHONES 8/1/17-8/31/17	850	301	596.45
			ARR0008081		PD & FD PHONES 7/1/17-7/31/17	850	301	650.65
			ARR0006787		PD & FD PHONES 5/1/17-5/31/17	850	301	444.11
				CHECK MIF 42657 TOTAL FOR FU				1,691.21
08/10/2017	MIF	42664	551-490896	STATE OF MICHIGAN	SEX OFFENDER REGISTRY JUNE 2017	214	000	60.00
					Total for fund 207 LAW ENFORCEMENT FUND			102,363.18

CHECK DISBURSEMENT REPORT FOR NORTHFIELD TOWNSHIP
CHECK DATE FROM 07/11/2017 - 08/10/2017
Banks: MIF

Check Date	Bank	Check #	Invoice	Payee	Description	Account	Dept	Amount
Fund: 216 MEDICAL RESCUE FUND								
07/13/2017	MIF	42534*#	1665891	ARBOR SPRINGS WATER CO INC	FD 2 - 5 GAL ARTESIAN WATER	727	301	13.00
07/13/2017	MIF	42541	2716-251783	CARQUEST AUTO PARTS - FD	BAND WRENCH	930	333	6.64
			2716-251871		LGHTNG USB CHARGE SYNC & 5 GAL PUR	930	333	42.30
			2716-252505		FUEL, TIRE SHINE, WHEEL CLEANER	930	333	27.11
			2716-252557		E8-2 EXHAUST CONNECTOR & CLAMP	930	333	16.37
				CHECK MIF 42541 TOTAL FOR FU				92.42
07/13/2017	MIF	42542*#	0075124070117	CHARTER COMMUNICATIONS	PEG STATION ACCOUNT 7/9/17-8/8/17	850	301	14.00
07/13/2017	MIF	42547*	79087816	DELL FINANCIAL SERVICES	LEASE 7/26/17-8/25/17	972	301	318.63
07/13/2017	MIF	42549*#	9100 142 3069 2	DTE ENERGY	2727 E. NORTH TERRITORIAL 4/22/17-	920	301	118.85
07/13/2017	MIF	42554	1031	FIRE WRENCH OF MICHIGAN, LLC	TANKER 82 PUMP REPAIR	930	333	5,115.00
07/13/2017	MIF	42573*#	31387	MICRO TECH SERVICES INC	FD MTS MANAGED SERVICES 7/1/17-7/3	930	301	20.40
07/13/2017	MIF	42580	7111	NORTH EASTERN UNIFORMS & EQU	PARAGON SHIRTS	741	301	111.50
07/17/2017	MIF	363(E)*#		PAYROLL	FIRE - CHIEF WAGES	701	226	3,281.15
					FIRE - PART-TIME WAGES	702	226	6,626.25
					ADMINISTRATIVE ASSISTANT	705	226	232.99
					SALARIES-PART TIME	708	226	2,936.36
					SOCIAL SECURITY	715	226	1,066.23
					PENSION	718	226	328.10
					TRAINING WAGES	958	226	969.00
					PAYROLL FEE	727	301	31.30
				CHECK MIF 363(E) TOTAL FOR F				15,471.38
07/19/2017	MIF	42595*	VR0000364922	ADVANCED DISPOSAL	STATION 2 TRASH REMOVAL 7/1/17-9/3	930	301	48.00
07/19/2017	MIF	42597*#	007011521-0001	BLUE CROSS BLUE SHIELD OF MI	PREMIUMS FOR AUG 2017	716	226	1,638.19
07/19/2017	MIF	42601	16486	THE ACCUMED GROUP	FD BILLING SERVICE FEE 6/1/17-6/30	818	301	96.87
07/28/2017	MIF	42610	REIMBURSE	CHARLES SMITH	OUT-OF-SERVICE HYDRANT RINGS	930	301	263.50
07/28/2017	MIF	42611	0080645071317	CHARTER COMMUNICATIONS	FIRE STATION 2 INTERNET 7/23/17-8/	850	301	69.98

Check Date	Bank	Check #	Invoice	Payee	Description	Account	Dept	Amount
Fund: 216 MEDICAL RESCUE FUND								
07/28/2017	MIF	42612	9019548501	CONSTELLATION ENERGY SERVICE	2727 E. NORTH TERRITORIAL 4/22/17-	920	301	115.00
07/28/2017	MIF	42617	INV05673	EMERGENT HEALTH PARTNERS	FIRE DISPATCH SERVICES JULY 2017	820	301	900.82
07/28/2017	MIF	42618	9496139313	GRAINGER, INC.	HARD HAT	741	301	22.82
07/28/2017	MIF	42620	83311398	MOORE MEDICAL LLC	FD SUPPLIES	727	301	62.45
07/28/2017	MIF	42623*#	XXXX XXXX XXXX 327	PNC BANK	WAGNER CHARGES 6/26/17-7/14/17	727	301	126.87
			XXXX XXXX XXXX 327		WAGNER CHARGES 6/26/17-7/14/17	741	301	488.00
			XXXX XXXX XXXX 327		WAGNER CHARGES 6/26/17-7/14/17	930	333	469.38
				CHECK MIF 42623 TOTAL FOR FU				1,084.25
07/28/2017	MIF	42630*	9788823278	VERIZON WIRELESS MESSAGING S	FD CELL SERVICE 6/8/17-7/7/17	850	301	169.49
07/28/2017	MIF	42633*	50494927	WEX BANK	FD FUEL CHARGES JUNE 2017	860	333	723.47
07/31/2017	MIF	364(E)*#		PAYROLL	FIRE - CHIEF WAGES	701	226	3,346.77
					FIRE - PART-TIME WAGES	702	226	4,103.50
					SALARIES-PART TIME	708	226	1,830.01
					SALARIES - OFFICERS	712	226	2,750.00
					SOCIAL SECURITY	715	226	919.92
					PENSION	718	226	334.64
					TRAINING WAGES	958	226	102.00
					PAYROLL FEE	727	301	33.04
				CHECK MIF 364(E) TOTAL FOR F				13,419.88
08/10/2017	MIF	42646*#	0075124080117	CHARTER COMMUNICATIONS	PEG STATION & CABLE BOXES 8/9/17-9	850	301	14.00
08/10/2017	MIF	42656	83320103	MOORE MEDICAL LLC	STERILE WATER/IRR BTL	727	301	40.00
08/10/2017	MIF	42657*	ARR0008793	NEXTIVA INC.	PD & FD PHONES 8/1/17-8/31/17	850	301	397.64
			ARR0008081		PD & FD PHONES 7/1/17-7/31/17	850	301	433.78
			ARR0006787		PD & FD PHONES 5/1/17-5/31/17	850	301	296.08
				CHECK MIF 42657 TOTAL FOR FU				1,127.50
					Total for fund 216 MEDICAL RESCUE FUND			41,071.40

CHECK DISBURSEMENT REPORT FOR NORTHFIELD TOWNSHIP
CHECK DATE FROM 07/11/2017 - 08/10/2017
Banks: MIF

Check Date	Bank	Check #	Invoice	Payee	Description	Account	Dept	Amount
Fund: 230 DONATION FUND								
07/13/2017	MIF	42558*#	2855	J & M LANDSCAPING	LAWN MAINTENANCE APRIL-JUNE 2017	905	301	70.00
					Total for fund 230 DONATION FUND			70.00

CHECK DISBURSEMENT REPORT FOR NORTHFIELD TOWNSHIP
CHECK DATE FROM 07/11/2017 - 08/10/2017
Banks: MIF

Check Date	Bank	Check #	Invoice	Payee	Description	Account	Dept	Amount
Fund: 248 DOWNTOWN DEVELOPMENT AUTH								
07/13/2017	MIF	42567	REIMBURSE	MARLENE CHOCKLEY	FLOWERS FOR MAIN ST.	925	900	69.88
07/13/2017	MIF	42571*#	21719-2	MCKENNA ASSOCIATES	NORTHFIELD DOWNTOWN PLAN MAY 2017	801	301	3,984.00
					Total for fund 248 DOWNTOWN DEVELOPMENT AUTH			4,053.88

CHECK DISBURSEMENT REPORT FOR NORTHFIELD TOWNSHIP
CHECK DATE FROM 07/11/2017 - 08/10/2017
Banks: MIF

Check Date	Bank	Check #	Invoice	Payee	Description	Account	Dept	Amount
Fund: 287 BUILDING DEPARTMENT FUND								
07/13/2017	MIF	42548	PAYCHECK	DINO BONA	ELECTRICAL INSPECTIONS JUNE 2017	725	301	720.00
07/13/2017	MIF	42551	PAYCHECK	ELECTRICAL CODE SERVICES LLC	ELECTRICAL INSPECTIONS JUNE 2017	725	301	135.00
07/13/2017	MIF	42564	PAYCHECK	LEONARD DONALD CZINSKI	PLUMBING & HEATING INSPECTIONS JUN	725	301	1,440.00
07/19/2017	MIF	42598*	0083748070117	CHARTER COMMUNICATIONS	BLDG DEPT & PSB PHONE & INTERNET 7	850	301	39.99
08/10/2017	MIF	42646*#	0083748080117	CHARTER COMMUNICATIONS	BLDG DEPT PHONE, PSB PHONES & INTE	850	301	39.99
08/10/2017	MIF	42650	INSPECTIONS	DINO BONA	ELECTRICAL INSPECTIONS JULY 2017	725	301	1,350.00
08/10/2017	MIF	42654	INSPECTIONS	LEONARD DONALD CZINSKI	HEATING & PLUMBING INSPECTIONS JUL	725	301	1,575.00
08/10/2017	MIF	42659	0000003612	PITTSFIELD TOWNSHIP	BLDG INSPECTIONS FOR JUNE 2017	725	261	2,070.00
					Total for fund 287 BUILDING DEPARTMENT FUND			7,369.98

Check Date	Bank	Check #	Invoice	Payee	Description	Account	Dept	Amount
Fund: 370 PUBLIC SAFETY BLDG DEBT FD								
07/13/2017	MIF	42532	2437	ALISON MECHANICAL	REPAIR TO BLOWER ASSEMBLY, CLEANED	930	301	1,315.50
07/13/2017	MIF	42533*#	21396	ALLIANCE WINDOW CLEANING	PSB ENTRANCEWAY 6/14/17	930	301	10.00
			21518		PSB ALL WINDOWS INSIDE & OUTSIDE	930	301	500.00
				CHECK MIF 42533 TOTAL FOR FU				510.00
07/13/2017	MIF	42536	734449030606	AT&T	ELEVATOR PHONE 5/26/17-6/25/17	850	301	78.14
07/13/2017	MIF	42540	28675	BRIGHTON CLEANING SUPPLIES	DUR-A-THANE	930	301	283.50
07/13/2017	MIF	42542*#	0083771062717	CHARTER COMMUNICATIONS	PSB & OFFICE PHONES 7/7/17-8/6/17	850	301	119.97
07/13/2017	MIF	42544*#	8576904701	CONSTELLATION ENERGY SERVICE	ELECTRIC SUPPLY 5/24/17-6/23/17 83	920	301	2,428.22
07/13/2017	MIF	42556	9484232245	GRAINGER, INC.	PLEATED FILTERS	930	301	145.69
			9484232252		PLEATED FILTERS	930	301	308.52
				CHECK MIF 42556 TOTAL FOR FU				454.21
07/13/2017	MIF	42558*#	2855	J & M LANDSCAPING	LAWN MAINTENANCE APRIL-JUNE 2017	816	301	450.00
			2911		WEEDING, MULCH, HEDGE TRIMMING MAY	816	301	1,965.00
				CHECK MIF 42558 TOTAL FOR FU				2,415.00
07/19/2017	MIF	42595*	VR0000364933	ADVANCED DISPOSAL	PSB TRASH REMOVAL 7/1/17-9/30/17	930	301	69.36
07/19/2017	MIF	42598*	0083748070117	CHARTER COMMUNICATIONS	BLDG DEPT & PSB PHONE & INTERNET 7	850	301	224.94
07/20/2017	MIF	42603*#	7962723301	CONSTELLATION ENERGY SERVICE	ELECTRIC SUPPLY 4/26/17-5/24/17	920	301	1,567.60
07/28/2017	MIF	42608	213200	ALLSTAR ALARM LLC	PSB CENTRAL MONITORING 8/1/17-10/3	818	301	261.00
07/28/2017	MIF	42613*#	1000 0012 0517	CONSUMERS ENERGY	8350 MAIN ST 6/22/17-7/21/17	920	301	62.29
07/28/2017	MIF	42625	32999	SECURITY LOCK SERVICE	3 - C145 KEYS	930	301	14.85
08/10/2017	MIF	42645	734449030607	AT&T	ELEVATOR PHONE 6/26/17-7/25/17	850	301	78.90
08/10/2017	MIF	42646*#	0083771072717	CHARTER COMMUNICATIONS	OFFICE & PSB PHONES & INTERNET 8/7	850	301	119.97
			0083748080117		BLDG DEPT PHONE, PSB PHONES & INTE	850	301	224.94

Check Date	Bank	Check #	Invoice	Payee	Description	Account	Dept	Amount
Fund: 370 PUBLIC SAFETY BLDG DEBT FD								
			0049525072217		PSB INTERNET 8/1/17-8/31/17	850	301	159.97
				CHECK MIF 42646 TOTAL FOR FU				504.88
08/10/2017	MIF	42649*#	9206985901	CONSTELLATION ENERGY SERVICE	ENERGY SUPPLY 6/24/17-7/25/17	920	301	2,760.45
08/10/2017	MIF	42651*#	9100 212 3306 9	DTE ENERGY	8350 MAIN ST 6/24/17-7/25/17	920	301	1,958.74
					Total for fund 370 PUBLIC SAFETY BLDG DEBT FD			15,107.55

CHECK DISBURSEMENT REPORT FOR NORTHFIELD TOWNSHIP
CHECK DATE FROM 07/11/2017 - 08/10/2017
Banks: MIF

Check Date	Bank	Check #	Invoice	Payee	Description	Account	Dept	Amount
Fund: 571 WASTEWATER TREATMENT FUND								
07/13/2017	MIF	42530*#	VR0000367867	ADVANCED DISPOSAL	WWTP TRASH REMOVAL 7/1/17-9/30/17	920	301	216.00
07/13/2017	MIF	42531	SLS 10060192	ALEXANDER CHEMICAL CORP	CHEMICALS	740	301	2,777.50
			SLS 10060885		FERRIC CHLORIDE	740	301	5,276.60
			SCL 10017010		DEPOSIT REFUNDS	740	301	(1,100.00)
				CHECK MIF 42531 TOTAL FOR FU				6,954.10
07/13/2017	MIF	42538	309427	BOULLION SALES, INC.	330 PSI 3.2 GPM	930	301	799.00
			309427		330 PSI 3.2 GPM	930	301	(6.96)
				CHECK MIF 42538 TOTAL FOR FU				792.04
07/13/2017	MIF	42539	0617-98353	BRIGHTON ANALYTICAL LLC	SELENIUM	817	301	15.00
07/13/2017	MIF	42542*#	0077545062617	CHARTER COMMUNICATIONS	WWTP PHONE & INTERNET 7/6/17-8/5/1	850	301	264.93
07/13/2017	MIF	42544*#	8576904201	CONSTELLATION ENERGY SERVICE	11591 N SHORE ELECTRIC SUPPLY 5/24	920	301	12.13
			8576904701		ELECTRIC SUPPLY 5/24/17-6/23/17 83	920	301	82.84
			8576904001		ELECTRIC SUPPLY 5/24/17-6/23/17 10	920	301	63.79
			8572042301		ELECTRIC SUPPLY 5/23/17-6/22/17 10	920	301	8,791.61
			8576904601		ELECTRIC SUPPLY 5/24/17-6/23/17 11	920	301	94.11
			8576904401		ELECTRIC SUPPLY 5/24/17-6/23/17 92	920	301	951.38
				CHECK MIF 42544 TOTAL FOR FU				9,995.86
07/13/2017	MIF	42545	006-42647	CUMMINS BRIDGEWAY LLC	GENERATOR REPAIR ON LAKESHORE	819	301	631.00
07/13/2017	MIF	42552	269898	ELHORN ENGINEERING CO.	EL-CHLOR 5 GAL CARBOY	740	301	220.00
07/13/2017	MIF	42553	S102200861.001	ETNA SUPPLY CO	BOLT DOWN LID, FRAME & MTR3"-OMNI	819	301	2,666.00
07/13/2017	MIF	42574	1634	MIDWEST POWER SYSTEMS, INC.	REPAIR AT PUMP STATION	970	900	23,000.00
07/13/2017	MIF	42578	392278	NCL OF WISCONSIN, INC.	CHEMICALS	740	301	583.79
07/13/2017	MIF	42582	MULTIPLE	PETER'S HARDWARE HAMBURG	CHARGES 6/1/17-6/30/17	930	301	380.88
			MULTIPLE		CHARGES FOR MAY 2017	930	301	161.89
				CHECK MIF 42582 TOTAL FOR FU				542.77
07/13/2017	MIF	42584	49375	ROOTX	FDU 100 RENTAL	819	301	3,855.96
07/13/2017	MIF	42586	20-129751	SYNAGRO CENTRAL, LLC	PUMP/TRANSP/APP OF LIQ MATERIALS,	819	301	8,935.17

Check Date	Bank	Check #	Invoice	Payee	Description	Account	Dept	Amount
Fund: 571 WASTEWATER TREATMENT FUND								
07/13/2017	MIF	42589*#	334100005	U.S. BANK EQUIPMENT FINANCE	COPIER LEASES JUNE 2017	940	301	131.22
07/13/2017	MIF	42590	294323	USA BLUE BOOK	SHEL LAB DIGITAL WATER BATH	740	301	751.19
			277764		BACKFLOW PREVENTER	930	301	630.24
			290388		TEST BALL PLUG	930	301	91.05
				CHECK MIF 42590 TOTAL FOR FU				1,472.48
07/17/2017	MIF	363(E)*#		PAYROLL	SEWER SUPERINTENDENT WAGES	701	226	2,423.08
					SEWER FULL-TIME WAGES	702	226	6,930.91
					SALARIES-OVERTIME	711	226	324.45
					SEWER FICA	715	226	736.19
					SEWER - PENSION	718	226	770.28
					PAYROLL FEE	727	301	8.33
				CHECK MIF 363(E) TOTAL FOR F				11,193.24
07/19/2017	MIF	42596*#	007011521-0002	BLUE CROSS BLUE SHIELD OF MI	PREMIUMS FOR AUG 2017	716	226	5,980.94
07/19/2017	MIF	42597*#	007011521-0001	BLUE CROSS BLUE SHIELD OF MI	PREMIUMS FOR AUG 2017	716	226	1,254.81
07/20/2017	MIF	42603*#	7962723301	CONSTELLATION ENERGY SERVICE	ELECTRIC SUPPLY 4/26/17-5/24/17	920	301	894.88
07/28/2017	MIF	42613*#	1000 6159 0814	CONSUMERS ENERGY	11615 E SHORE DR. 6/22/17-7/21/17	920	301	17.15
			1000 0950 4497		427 E NORTH TERRITORIAL 6/21/17-7/	920	301	18.13
			1000 0012 4642		11500 LEMEN RD. #A 6/23/17-7/24/17	920	301	709.74
			1000 0950 4273		8076 WHITMORE LAKE RD 6/23/17-7/24	920	301	22.89
			1000 0950 4356		601 RAYMOND DR #GEN 6/23/17-7/24/1	920	301	24.14
			1000 1171 7061		11500 LEMEN RD #C 6/23/17-7/24/17	920	301	26.62
			1000 1171 6543		11500 LEMEN RD #B 6/23/17-7/24/17	920	301	21.65
				CHECK MIF 42613 TOTAL FOR FU				840.32
07/28/2017	MIF	42615	9100 116 3078 7	DTE ENERGY	9081 LAKE PINE DR 6/22/17-7/21/17	920	301	24.22
			9100 116 3105 8		9225 LAKE PINE DR 6/22/17-7/21/17	920	301	168.53
			9100 116 7798 6		427 E NORTH TERRITORIAL 6/22/17-7/	920	301	40.08
			9100 113 1384 8		10201 ELMCREST RD 6/22/17-7/21/17	920	301	16.47
			9100 141 5936 2		10597 9 MILE RD 6/23/17-7/24/17	920	301	16.23
			9100 116 3039 9		11615 E SHORE DR 6/23/17-7/24/17	920	301	72.22

Check Date	Bank	Check #	Invoice	Payee	Description	Account	Dept	Amount
Fund: 571 WASTEWATER TREATMENT FUND								
				CHECK MIF 42615 TOTAL FOR FU				337.75
07/28/2017	MIF	42616	9100 4000 5506	DTE ENERGY	EC PRIMARY SUPPLY RATE 6/22/17-7/2	920	301	1,389.22
07/28/2017	MIF	42621#	XXXX XXXX XXXX 588	PNC BANK	WILLIS CHARGES 6/19/17-7/11/17	740	301	6.35
			XXXX XXXX XXXX 588		WILLIS CHARGES 6/19/17-7/11/17	741	301	153.68
			XXXX XXXX XXXX 588		WILLIS CHARGES 6/19/17-7/11/17	819	301	248.31
			XXXX XXXX XXXX 588		WILLIS CHARGES 6/19/17-7/11/17	930	333	45.00
				CHECK MIF 42621 TOTAL FOR FU				453.34
07/28/2017	MIF	42628	530350843	UIS SCADA	SERVICES AT 8 MILE LIFT STATION 4	819	301	320.00
07/28/2017	MIF	42629	INV195132	UNITED LABORATORIES	GLUE TRAPS	819	301	205.60
07/31/2017	MIF	364(E)*#		PAYROLL	SEWER SUPERINTENDENT WAGES	701	226	2,495.20
					SEWER FULL-TIME WAGES	702	226	6,959.80
					SALARIES-OVERTIME	711	226	334.20
					SEWER FICA	715	226	763.02
					SEWER - PENSION	718	226	793.28
					PAYROLL FEE	727	301	8.78
					COMMUNICATION	850	301	175.00
				CHECK MIF 364(E) TOTAL FOR F				11,529.28
08/01/2017	MIF	42636	CD	MORGAN STANLEY FBO NORTHFIEL	CD INVESTMENT			** VOIDED **
08/01/2017	MIF	42637	CD	MORGAN STANLEY FBO NORTHFIEL	CD INVESTMENT			** VOIDED **
08/01/2017	MIF	42640	08/01/2017	NORTHFIELD ESTATES	UB refund for account: 673591	214	000	92.40
08/03/2017	MIF	42641	08/03/2017	NORTHFIELD ESTATES	UB refund for account: 673086	214	000	92.40
			08/03/2017		UB refund for account: 673237	214	000	151.20
				CHECK MIF 42641 TOTAL FOR FU				243.60
08/10/2017	MIF	42644*#	967401	APPLIED IMAGING	WWTP & COM CTR COPIER MAINT AGREEM	727	301	13.25
08/10/2017	MIF	42646*#	0077545072617	CHARTER COMMUNICATIONS	WWTP PHONES & INTERNET 8/6/17-9/5/	850	301	264.93
08/10/2017	MIF	42649*#	9206985901	CONSTELLATION ENERGY SERVICE	ENERGY SUPPLY 6/24/17-7/25/17	920	301	4,389.03

CHECK DISBURSEMENT REPORT FOR NORTHFIELD TOWNSHIP
CHECK DATE FROM 07/11/2017 - 08/10/2017
Banks: MIF

Check Date	Bank	Check #	Invoice	Payee	Description	Account	Dept	Amount
Fund: 571 WASTEWATER TREATMENT FUND								
08/10/2017	MIF	42651*#	9100 116 3062 1	DTE ENERGY	925 8 MILE RD 6/24/17-7/25/17	920	301	410.35
			9100 113 1398 8		11502 LEMEN RD 6/24/17-7/25/17	920	301	13.84
			9100 116 2973 0		8076 MAIN ST, 6/24/17-7/25/17	920	301	42.31
			9100 116 2999 5		601 RAYMOND ST. 6/24/17-7/25/17	920	301	23.63
			9100 116 7814 1		9457 LAKEPOINTE DR 6/24/17-7/25/17	920	301	14.52
			9100 116 2944 1		7647 EDMUND ST. 6/24/17-7/25/17	920	301	29.62
			9100 116 2958 1		10201 ELMCREST RD. 6/24/17-7/25/17	920	301	23.34
			9100 116 3093 6		7941 TURNBERRY DR. 6/24/17-7/25/17	920	301	27.93
			9100 116 3014 2		11380 N SHORE DR. 6/24/17-7/25/17	920	301	37.42
			9100 116 3026 6		11591 N SHORE DR. 6/24/17-7/25/17	920	301	23.89
			9100 116 3052 2		11800 N MAIN ST. 6/24/17-7/25/17	920	301	37.76
				CHECK MIF 42651 TOTAL FOR FU				684.61
08/10/2017	MIF	42658	CUST NO 500026	PETER'S HARDWARE HAMBURG - W	WWTP CHARGES 7/12/17	930	301	201.49
					Total for fund 571 WASTEWATER TREATMENT FUND			100,565.01

Check Date	Bank	Check #	Invoice	Payee	Description	Account	Dept	Amount
Fund: 815 DIST # 5 SEVEN MILE SEWER								
08/01/2017	MIF	42639*	CD	MORGAN STANLEY FBO NORTHFIEL	CD INVESTMENT		** VOIDED **	
					Total for fund 815 DIST # 5 SEVEN MILE SEWER			0.00

CHECK DISBURSEMENT REPORT FOR NORTHFIELD TOWNSHIP
CHECK DATE FROM 07/11/2017 - 08/10/2017
Banks: MIF

Check Date	Bank	Check #	Invoice	Payee	Description	Account	Dept	Amount
Fund: 890 N.T. SEWER DISTRICT								
08/01/2017	MIF	42638	CD	MORGAN STANLEY FBO NORTHFIEL	CD INVESTMENT			** VOIDED **
08/01/2017	MIF	42639*	CD	MORGAN STANLEY FBO NORTHFIEL	CD INVESTMENT			** VOIDED **
					Total for fund 890 N.T. SEWER DISTRICT			0.00
				TOTAL - ALL FUNDS				738,322.97

'*'-INDICATES CHECK DISTRIBUTED TO MORE THAN ONE FUND
'#'-INDICATES CHECK DISTRIBUTED TO MORE THAN ONE DEPARTMENT

Regular Meeting Calendar

First Meetings – Standing Reports

- Police Report
- Fire and Medical Rescue Report
- Community Center Report
- Wastewater Treatment Plant
- Building Department
- Code Enforcement
- Donation Report
- ZBA Report
- Planning Commission Report
- Parks and Rec Report
- Land Preservation Committee
- Financial/Treasurer's Report
- Supervisor's Report
- Manager's Report

Presentations Tentatively Scheduled

August 29

Code Enforcement
Zoning Administration Processes

September 12

MERS
Salary Study
Peoples Express

September 26

Parks and Recreation Board
Land Preservation Committee Presentation

October 10

Downtown Strategic Plan
North Village RFQ

October 24

November 14

Audit

November 28